



For spot spraying, tree spraying, livestock spraying and power washing at pressures from 30 to 800 PSI.

To operate spray gun, handle is rotated 360° from shutoff to maximum flow position. As handle is turned, spray changes from initial cone spray through intermediate cone spray to straight stream. Spray tips are interchangeable orifice discs made of corrosion- and erosion-resistant stainless steel.

Choice of Materials and Capacities



GunJet Number AA2

Length 24", weight 3 1/2 pounds, brass. 3/4" garden hose thread (F) inlet connection. Also available in aluminum as GunJet AA2-AL, weight 1 1/4 pounds.



GunJet Number AA2A

Length 15", weight 2 1/2 pounds, brass. 3/4" garden hose thread (F) inlet connection. Also available in aluminum as GunJet AA2A-AL, weight 1 pound. Same design as GunJet AA2.

GUNJET NUMBER	ORIFICE DISC NUMBER	PERFORMANCE	LIQUID PRESSURE IN PSI			
			100 PSI		800 PSI	
			A	C	A	C
AA2-20	AY-SS 20	Capacity – GPM	.53	.90	1.5	2.5
		Max. Vert. Throw – ft.	—	25	—	33
		Max. Horiz. Throw – ft.	6	35	8	42
AA2-30	AY-SS 30	Capacity – GPM	.79	1.4	2.2	4.0
		Max. Vert. Throw – ft.	—	27	—	34
		Max. Horiz. Throw – ft.	7	38	9	45
AA2-45	AY-SS 45	Capacity – GPM	1.2	2.3	3.4	6.5
		Max. Vert. Throw – ft.	—	30	—	36
		Max. Horiz. Throw – ft.	8	41	9	48
AA2-60	AY-SS 60	Capacity – GPM	1.6	3.6	4.5	10
		Max. Vert. Throw – ft.	—	32	—	40
		Max. Horiz. Throw – ft.	9	44	10	52
AA2-90	AY-SS 90	Capacity – GPM	2.3	4.9	6.7	14
		Max. Vert. Throw – ft.	—	35	—	44
		Max. Horiz. Throw – ft.	10	47	12	57
AA2-120	AY-SS 120	Capacity – GPM	3.2	6.4	9.0	17
		Max. Vert. Throw – ft.	—	37	—	48
		Max. Horiz. Throw – ft.	11	49	13	62
AA2-180	AY-SS 180	Capacity – GPM	4.7	11	13	31
		Max. Vert. Throw – ft.	—	37	—	48
		Max. Horiz. Throw – ft.	12	49	14	62

How to order:

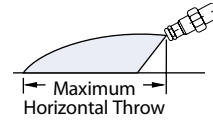
For complete gun, specify GunJet spray gun number and material.

Example: AA2-20, Brass or
AA2-AL20, Aluminum


To order orifice disc only, specify orifice disc number.

Example: AY-SS 20

SETTING "A" WIDE ANGLE CONE SPRAY



SETTING "C" STRAIGHT STREAM SPRAY



GunJet Number AA143

Length 22 1/4", weight 1 1/4 pounds and only available in aluminum. Inlets are available with 3/4" or GH (Garden Hose) female threads.

GUNJET NUMBER	ORIFICE DISC NUMBER	PERFORMANCE	LIQUID PRESSURE IN PSI			
			100 PSI		800 PSI	
			A	C	A	C
AA143-AL-*-2	D2	Capacity – GPM	.36	.36	1.0	1.0
		Max. Vert. Throw – ft.	—	22	—	26
		Max. Horiz. Throw – ft.	10	33	11	35
AA143-AL-*-4	D4	Capacity – GPM	.82	.82	2.3	2.3
		Max. Vert. Throw – ft.	—	27	—	32
		Max. Horiz. Throw – ft.	10	36	11	40
AA143-AL-*-6	D6	Capacity – GPM	1.7	1.8	4.9	5.1
		Max. Vert. Throw – ft.	—	33	—	38
		Max. Horiz. Throw – ft.	10	46	11	54
AA143-AL-*-8	D8	Capacity – GPM	2.8	3.3	8.1	9.4
		Max. Vert. Throw – ft.	—	35.5	—	42
		Max. Horiz. Throw – ft.	10	54	11	60
AA143-AL-*-10	D10	Capacity – GPM	3.9	4.9	11.2	13.9
		Max. Vert. Throw – ft.	—	37.5	—	44.5
		Max. Horiz. Throw – ft.	10.5	55	12	62

*Inlet size 3/4" or GH.

How to order:

Examples: AA143-AL-3/4-6
AA143-AL-GH-6

To order orifice disc only, specify orifice disc number.

Example: D2





AA43 GunJet

Designed and built for heavy duty service. Stem extends through extension to valve seat located directly behind orifice disc for drip-free shutoff and instant operating response. Convenient trigger-lock for continuous spraying.

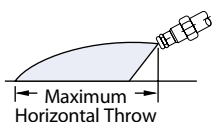
- Number AA43L for operating pressures up to 200 PSI.
- Number AA43H for operating pressures up to 800 PSI.
- Trigger handle control: ALL MODELS have 1/2" NPT or BSPT (F) inlet connections.



Hardened Stainless Steel Type D Orifice Discs

Choose one of five interchangeable orifice disc capacities. Other sizes may be available upon request. Discs are corrosion- and erosion-resistant.

SETTING "A"
WIDE ANGLE CONE SPRAY



As trigger is drawn back, valve moves from shutoff position to initial wide angle spray, to continuously narrower cone sprays, to

SETTING "C"
STRAIGHT STREAM SPRAY



final straight stream. Knurled ring behind trigger is adjustable to stop trigger at any desired position.

- Exposed packing nut for easy adjustment of packing.
- Available in aluminum only.



Hardened Stainless Steel Type DX-HSS Spray Tips

For spraying trees and other applications where maximum spray throw is required. Write for Data Sheet 6990.

Type 43L & 43H GunJet Spray Guns

MODEL NUMBER	OPERATING PRESSURE RANGE (PSI)	MATERIAL	LENGTH (INCHES)
AA(B)43L-AL	Up to 200	Aluminum	22
AA(B)43H-AL	200-800	Aluminum	

(B) = BSPT



Type 43A GunJet Spray Guns

MODEL NUMBER	OPERATING PRESSURE RANGE (PSI)	MATERIAL	LENGTH (INCHES)
AA(B)43LA-AL	Up to 200	Aluminum	13
AA(B)43HA-AL	200-800	Aluminum	

(B) = BSPT

Type 43LC-1/2 & 43HC-1/2 and GunJet Spray Guns

Types 43LC-1/2 and 43HC-1/2 have 1/2" NPT (F) outlet connections. Inlet connections are 1/2" NPT or BSPT (F).



MODEL NUMBER	OPERATING PRESSURE RANGE (PSI)	MATERIAL	LENGTH (INCHES)
AA(B)43LC-1/2	Up to 200	Brass	8
AA(B)43HC-1/2	200-800	Brass	

(B) = BSPT

GUNJET NUMBER	ORIFICE DISC NUMBER	PERFORMANCE	LIQUID PRESSURE IN PSI									
			40 PSI		100 PSI		200 PSI		400 PSI		800 PSI	
			A	C	A	C	A	C	A	C	A	C
AA(B)43L-AL2 AA(B)43H-AL2	D2	Capacity - GPM	.29	.30	.45	.47	.64	.66	.90	.94	1.3	1.3
		Max. Vert. Throw - ft.	—	22	—	22	—	23	—	24	—	26
		Max. Horiz. Throw - ft.	10	32	10	33	10	34	10.5	35	11	35
AA(B)43L-AL4 AA(B)43H-AL4	D4	Capacity - GPM	.60	.61	.92	.94	1.3	1.3	1.8	1.9	2.6	2.7
		Max. Vert. Throw - ft.	—	26	—	27	—	28	—	30	—	32
		Max. Horiz. Throw - ft.	10	36	10	36	10.5	37	11	39	11	40
AA(B)43L-AL6 AA(B)43H-AL6	D6	Capacity - GPM	1.2	1.3	1.9	2.0	2.7	2.9	3.8	4.1	5.3	5.8
		Max. Vert. Throw - ft.	—	31.5	—	33	—	34.5	—	36.5	—	38
		Max. Horiz. Throw - ft.	10	44	10	45	10.5	46	11	48	11	50
AA(B)43L-AL8 AA(B)43H-AL8	D8	Capacity - GPM	2.0	2.5	3.1	3.4	4.4	4.8	6.2	6.8	8.8	9.6
		Max. Vert. Throw - ft.	—	33	—	35.5	—	38	—	40.5	—	42
		Max. Horiz. Throw - ft.	10	45	10	46	10.5	47	11	49	11	51
AA(B)43L-AL10 AA(B)43H-AL10	D10	Capacity - GPM	2.6	3.2	4.1	5.0	5.8	7.1	8.2	10	10.2	14.1
		Max. Vert. Throw - ft.	—	35	—	37.5	—	40	—	42.5	—	44.5
		Max. Horiz. Throw - ft.	10	46	10.5	49	11	50	11.5	52	12	54

(B) = BSPT

How to order:

Specify complete GunJet spray gun number and material.
Example: AA(B)43L-AL4 Aluminum

MeterJet® Spray Guns



Model 23623-31

The MeterJet spray gun is designed to deliver a precisely metered volume of spray solution for low pressure spot applications of agricultural chemicals. The adjustable metering assembly allows the applicator to discharge precise volumes from 1 to 16 milliliters with a single pull of the trigger. Release of the trigger automatically recharges the unit for the next dosage. The MeterJet spray gun will accept all TeeJet® spray tips for many types of applications.

Features:

- Available with AA31 GunJet spray guns.
- Adjustable scales to accurately set volumes to nearest 0.1 ml.

- Charge indicator provides positive verification of full pressure in chamber.
- Maximum operating pressure of 75 PSI (5 bar).
- Minimum pressure of 25 PSI (1.7 bar) to charge unit.
- Optional spring for low volume applications available.
- Inlet connections available in ¼" NPT or BSPT (F).
- Wetted parts: Nylon, Teflon®, brass and stainless steel.

How to order:

Specify part number.
Example: (B)23623-31
(B) = BSPT THREADS

TeeJet® Lawn Spray Guns



Model 25660


Features:

- Interchangeable nozzle tips are color-coded for easy identification of nozzle tip size.
- Nozzle tips provide a 45° full cone "showerhead" spray pattern.
- Convenient trigger lock for continuous spraying.

- Options available: hose shank swivel for inlet connection and extension wand and adapters for low-volume and spot spraying.
- Maximum operating pressure of 200 PSI (14 bar).
- Made of Nylon with Viton® O-rings and stainless steel springs.

MODEL NUMBER	NOZZLE TIP NUMBER	CAPACITY (GPM) AT VARIOUS PRESSURE*						
		2 PSI	4 PSI	6 PSI	8 PSI	10 PSI	15 PSI	20 PSI
25660-1.5	25670-1.5-NY	1.4	1.9	2.3	2.6	2.9	3.4	4.0
25660-3.0	25670-3.0-NY	2.0	2.7	3.2	3.6	4.1	4.9	5.6
25660-4.0	25670-4.0-NY	2.3	3.1	3.7	4.3	4.7	5.6	6.4

*Pressure measured at spray nozzle.



25990 Swivel

Allows operator to concentrate on application without hose interference. ¾" (M) NPT connection with ½" hose shank. Maximum pressure 150 PSI (10 bar).

25657-NYB Adapter

Replaces shower nozzle to allow extension wand or standard TeeJet tip to be attached directly to lawn spray gun. ¾" (F) GHT inlet with ¼"-16 TeeJet thread outlet. Maximum pressure 150 PSI (10 bar). See page 115 for adjustable ConeJet® nozzles.

22665 Extension Wand

For low volume and spot spraying applications. Available in both 15" and 24" (38 cm and 61 cm) lengths, the extension fits on 25657-NYB adapter. Maximum pressure 150 PSI (10 bar).

CP22673-PP & CP22664-PP Adapters

Used for attaching standard TeeJet tips or adjustable ConeJet nozzles. See page 115 for adjustable ConeJet nozzles.





PW4000A

The model PW4000A GunJet is a durable high-pressure spray gun that offers comfort and control. Trigger locks into an off position to prevent accidental discharge. The PW4000A operates at up to 4,000 PSI (275 bar) and provides flow rates up to 10 GPM (38 l/min). Liquid temperatures up to 300°F (150°C). Available with 1/4" or 3/8" NPT or BSPT inlet and outlet connections.

PW4000AS

The model PW4000AS has the same features as PW4000A except available with a 3/8" NPT or BSPT swivel inlet.

See page 116 for extensions.



How to order:

Specify model number.
Example: PW(B)4000A
(B) = BSPT



AA30A

Maximum pressure rating of 1,500 PSI (105 bar) with 5 GPM (19 l/min), 200°F (93°C) and 1/4" (F) NPT or BSPT inlet thread. Materials including Nylon handles and trigger guards, forged brass valve bodies, Buna-N or Viton® stem seals, Teflon® valve seats and stainless steel working parts mean long, productive equipment life.

How to order:

Specify model number.
Example: AA(B)30A-1/4
(B) = BSPT



AA30L-PP

This new version of the standard AA30L GunJet spray gun is constructed of polypropylene for excellent corrosion resistance. The maximum pressure rating is 150 PSI (10 bar) with flow rates up to 5 GPM (19 l/min). Liquid inlet connection available in 1/4" (F) NPT or BSPT. Wetted parts are polypropylene, stainless steel and Viton.

How to order:

Specify model number.
Example: AA(B)30L-PP
(B) = BSPT



AA23L-7676

The AA23L-7676 GunJet spray gun (shown above) is also available without extension as GunJet spray gun AA23L. Flow rates up to 5 GPM (19 l/min). Maximum operating pressure of 250 PSI (17 bar). Inlet 1/4" NPS (M) thread. Strong aluminum alloy body. When used with extension, the valve stem extends through the entire extension length for drip-free shutoff immediately behind the spray tip. Accommodates all interchangeable TeeJet® spray tips.



AA30L-22425

The AA30L-22425 GunJet spray gun (shown above) is also available without extension as GunJet spray gun AA30L. Flow rates up to 5 GPM (19 l/min). Maximum operating pressure of 250 PSI (17 bar). Outlet connection is 1/8"-16 TeeJet® thread. Body and trigger molded of tough Nylon. When used with extension, the valve stem extends through the entire extension length for drip-free shutoff immediately behind the spray tip. Accommodates all interchangeable TeeJet® spray tips.

GUNJET NUMBER	EXTENSION LENGTH
AA23L	Without Extension
AA23L-7676-8	8" (203 mm)
AA23L-7676-18	18" (457 mm)
AA23L-7676-24	24" (610 mm)
AA23L-7676-36	36" (914 mm)
AA23L-7676-48	48" (1,219 mm)

How to order:

Specify model number.
Example: AA23L

GUNJET NUMBER	EXTENSION LENGTH
AA(B)30L-1/4	Without Extension
AA(B)30L-22425-8	8" (203 mm)
AA(B)30L-22425-18	18" (457 mm)
AA(B)30L-22425-24	24" (610 mm)
AA(B)30L-22425-36	36" (914 mm)
AA(B)30L-22425-48	48" (1,219 mm)

How to order:

Specify model number.
Example: AA(B)30L-1/4
(B) = BSPT



38720-PPB-X*





Model 50800

The 50800 TriggerJet spray gun is a lightweight spray gun designed for use with backpack, canister or other low-pressure sprayers. The TriggerJet is made of molded polypropylene for excellent chemical resistance and durability.

Features:

- Available with 15" (381 mm) polypropylene or 21" (533 mm) aluminum extension wand.
- Available with 38720-PPB-X18 or X26 adjustable ConeJet® tips with a 30° offset.
- Trigger lock permits locking gun in an open position for continuous flow.
- Maximum operating pressure of 100 PSI (7 bar).
- 1/4" or 3/8" hose shank connection.
- Approximate max. hose O.D.— 1/2" (13 mm).
- Polypropylene strainer located inside handle to prevent tip clogging.

MODEL NUMBER	DESCRIPTION	INLET CONNECTION	TIP NUMBER*
50800-15-PP-300	15" Polypropylene Extension	1/4" Hose Barb Inlet	 38720-PPB-X18
50800-15-PP-406		3/8" Hose Barb Inlet	
50800-21-AL-300	21" Aluminum Extension	1/4" Hose Barb Inlet	
50800-21-AL-406		3/8" Hose Barb Inlet	
50800-15-PP-300-X26	15" Polypropylene Extension	1/4" Hose Barb Inlet	 38720-PPB-X26 See page 115 for flow rate.
50800-15-PP-406-X26		3/8" Hose Barb Inlet	
50800-21-AL-300-X26	21" Aluminum Extension	1/4" Hose Barb Inlet	
50800-21-AL-406-X26		3/8" Hose Barb Inlet	

Example: 50800-15-PPB-300

50800 TriggerJet Less Extension and Tip Feature:

- Can be fitted with any standard TeeJet® tip.

MODEL NUMBER	DESCRIPTION	INLET CONNECTION
50800-PP-300	TriggerJet, Less Extension	1/4" Hose Barb Inlet
50800-PP-406	TriggerJet, Less Extension	3/8" Hose Barb Inlet





TriggerJet® Spray Guns




Model 22670

The 22670 TriggerJet spray gun kit combines the 22650 TriggerJet spray gun with an extension wand and the items listed in Features. Maximum pressure rating is 150 PSI (10 bar).

Features:

- 22650 TriggerJet spray gun with choice of 1/4" or 3/8" hose shank and a 1/4" NPT or BSPT (F) thread inlet connection.
- Trigger lock permits locking gun in an open position for continuous flow (optional).
- 22665 extension wand with choice of 15" (381 mm) or 24" (610 mm) lengths.
- 38720-PPB-X8 adjustable ConeJet® spray tip with Viton® O-ring.
- CP22673-PP 45° and CP22664-PP straight adapters (other capacities available).
- Accepts all standard Spraying Systems Co.® spray tips and tip strainers.

MODEL NUMBER	EXTENSION LENGTH	INLET CONNECTION	TIP NUMBER
(B)22670-PP-15-1/4	15" (381 mm)	1/4" (F)	 38720-PPB-X8 (Standard nozzle shipped with TriggerJet)
22670-PP-15-300	15" (381 mm)	1/4" Hose Shank	
22670-PP-15-406	15" (381 mm)	3/8" Hose Shank	
(B)22670-PP-24-1/4	24" (610 mm)	1/4" (F)	
22670-PP-24-300	24" (610 mm)	1/4" Hose Shank	
22670-PP-24-406	24" (610 mm)	3/8" Hose Shank	

(B)=BSPT

How to order:

Specify model number.
Example: (B)22670-PP-15-1/4
Reference page 115 for additional spray tip information.



22650-PP-*

Model 22650

The 22650 TriggerJet spray gun is a lightweight spray gun designed for use with backpack, canister or other low-pressure sprayers. The TriggerJet is made of molded polypropylene for excellent chemical resistance and durability.

Features:

- Choice of 1/4" or 3/8" hose shank and 1/4" NPT or BSPT (F) thread inlet connection.
- Replaceable diaphragm made of Viton.
- Trigger lock permits locking gun in an open position for continuous flow (optional).
- Maximum operating pressure of 150 PSI (10 bar).
- Accepts all standard Spraying Systems Co.® spray tips and tip strainers.

MODEL NUMBER	EXTENSION LENGTH	INLET CONNECTION	TIP NUMBER
(B)22650-PP-1/4	NONE	1/4" (F)	NONE
22650-PP-300		1/4" Hose Shank	
22650-PP-406		3/8" Hose Shank	

(B)=BSPT

How to order:

Specify model number.
Example: (B)22650-PP-1/4
Reference page 115 for additional spray tip information.

ConeJet® Adjustable Spray Tips



38720-PP

- Provides adjustable spray from solid stream to a hollow cone pattern.
- Made of polypropylene material for excellent chemical resistance.
- Fits any 1/16"–16 TeeJet® male thread bodies.
- 30° offset from horizontal incorporated into main tip body.



ADJUSTABLE CONEJET TIP NUMBER	PERFORMANCE	LIQUID PRESSURE IN PSI									
		20 PSI		30 PSI		40 PSI		60 PSI		100 PSI	
		SETTING		SETTING		SETTING		SETTING		SETTING	
		A	B	A	B	A	B	A	B	A	B
38720-PPB-X8	Capacity – GPM	0.097	0.33	0.12	0.40	0.13	0.47	0.16	0.57	0.21	0.74
	Spray Angle	66°	—	71°	—	74°	—	77°	—	80°	—
	Max. Throw – Ft.	3	34	3	37	3	38	3	38	4	38
38720-PPB-X12	Capacity – GPM	0.15	0.49	0.18	0.60	0.20	0.69	0.24	0.84	0.31	1.1
	Spray Angle	71°	—	75°	—	77°	—	78°	—	80°	—
	Max. Throw – Ft.	3.5	36	4	39	4	40	4	41	4	41
38720-PPB-X18	Capacity – GPM	0.20	0.68	0.24	0.81	0.28	0.92	0.34	1.1	0.42	1.4
	Spray Angle	61°	—	68°	—	80°	—	80°	—	80°	—
	Max. Throw – Ft.	4	38	4	41	4	42	4	42	6	42
38720-PPB-X26	Capacity – GPM	0.31	0.89	0.38	1.1	0.43	1.2	0.53	1.5	0.68	1.9
	Spray Angle	77°	—	82°	—	84°	—	86°	—	86°	—
	Max. Throw – Ft.	4	34	4.5	37	5	38	5.5	39	6	40

5500

Knurled body of tip rotates through a half turn to provide spray selection from wide angle, finely atomized cone spray to a straight stream spray. Tip settings "A" and "B" represent two extreme points of rotation in tip adjustment. Other sizes available.

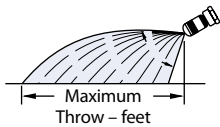


5500-PP


The 5500 adjustable ConeJet tip is also available in a polypropylene version. The polypropylene tip has the same performance characteristics as the brass tip and provides excellent chemical resistance. This tip's light weight makes it well-suited for use on handheld and backpack type sprayers.

O-Ring: EPDM is standard, Viton® is optional.

TIP SETTING "A" CONE SPRAY PATTERN



TIP SETTING "B" STRAIGHT STREAM SPRAY PATTERN



ADJUSTABLE CONEJET TIP NUMBER	PERFORMANCE	LIQUID PRESSURE IN PSI											
		20 PSI		30 PSI		40 PSI		60 PSI		100 PSI		150 PSI	
		SETTING		SETTING		SETTING		SETTING		SETTING		SETTING	
		A	B	A	B	A	B	A	B	A	B	A	B
5500-X1	Capacity – GPM	—	.049	.015	.061	.017	.07	.02	.086	.025	.11	.028	.14
	Spray Angle	—	—	38°	—	54°	—	71°	—	80°	—	83°	—
	Max. Throw – Ft.	—	19	1	22	1.5	24	1.5	26	1.5	26	1.5	26
5500-X2	Capacity – GPM	.025	.091	.03	.11	.033	.13	.04	.16	.05	.20	.058	.25
	Spray Angle	40°	—	60°	—	68°	—	75°	—	80°	—	83°	—
	Max. Throw – Ft.	1.5	23	1.5	26	2	27	2	28	2	28	2	28
5500-X3	Capacity – GPM	.037	.13	.045	.17	.05	.19	.058	.23	.073	.30	.088	.37
	Spray Angle	57°	—	68°	—	72°	—	76°	—	80°	—	82°	—
	Max. Throw – Ft.	2	27	2	30	2	31	2	31	3	31	3	31
5500-PPB-X3	Capacity – GPM	.05	.18	.058	.22	.067	.25	.08	.31	.10	.40	.12	.49
	Spray Angle	61°	—	70°	—	73°	—	77°	—	80°	—	81°	—
	Max. Throw – Ft.	2.5	30	2.5	33	3	34	3	34	3	34	3	34
5500-X4	Capacity – GPM	.061	.21	.076	.26	.082	.30	.10	.37	.13	.48	.15	.58
	Spray Angle	61°	—	70°	—	74°	—	77°	—	80°	—	81°	—
	Max. Throw – Ft.	2.5	31	2.5	34	3	35	3	35	3	35	3	35
5500-PPB-X4	Capacity – GPM	.073	.26	.087	.32	.10	.37	.12	.45	.15	.58	.19	.71
	Spray Angle	65°	—	71°	—	74°	—	77°	—	80°	—	80°	—
	Max. Throw – Ft.	2.5	32	3	35	3	36	3.5	36	3.5	36	3.4	36
5500-X5	Capacity – GPM	.097	.33	.12	.40	.13	.47	.16	.57	.21	.74	.25	.90
	Spray Angle	66°	—	71°	—	74°	—	77°	—	80°	—	80°	—
	Max. Throw – Ft.	3	34	3	37	3	38	3	38	4	38	4	38
5500-PPB-X5	Capacity – GPM	.12	.42	.15	.52	.17	.60	.21	.73	.26	.94	.31	1.2
	Spray Angle	68°	—	72°	—	75°	—	78°	—	80°	—	80°	—
	Max. Throw – Ft.	3	35	3.5	38	3.5	39	4	40	4	40	4	40
5500-X6	Capacity – GPM	.15	.49	.18	.60	.20	.69	.24	.84	.31	1.1	.38	1.3
	Spray Angle	69°	—	73°	—	76°	—	78°	—	80°	—	80°	—
	Max. Throw – Ft.	3.5	36	4	39	4	40	4	41	4	41	4	41
5500-PPB-X6	Capacity – GPM	.17	.55	.20	.67	.23	.78	.29	.95	.37	1.2	.45	1.5
	Spray Angle	70°	—	74°	—	76°	—	78°	—	80°	—	80°	—
	Max. Throw – Ft.	3.5	37	4	40	4	41	4	41	4.5	41	4.5	41
5500-X7	Capacity – GPM	.21	.69	.26	.84	.30	.97	.37	1.2	.47	1.5	.58	1.9
	Spray Angle	71°	—	75°	—	77°	—	78°	—	80°	—	79°	—
	Max. Throw – Ft.	4	38	4	41	4	42	4	42	5	42	5	42
5500-PPB-X7	Capacity – GPM	.26	.83	.32	1.0	.37	1.2	.45	1.4	.58	1.9	.70	2.3
	Spray Angle	71°	—	75°	—	78°	—	79°	—	80°	—	78°	—
	Max. Throw – Ft.	4	39	4.5	41	5	42	5	42	5	42	5	42
5500-X8	Capacity – GPM	.31	.98	.37	1.2	.43	1.4	.53	1.7	.68	2.2	.83	2.7
	Spray Angle	72°	—	76°	—	78°	—	79°	—	80°	—	78°	—
	Max. Throw – Ft.	4.5	40	5	42	5	43	5.5	43	5.5	43	5.5	43

Above data is based on spraying water from a height of about 2½ feet with tip tilted about as shown at left for each setting.



Top quality hand valves for use with spray nozzles, extensions and handles to suit your application needs. Hand valve assemblies may be made from parts shown on this page. The “typical assembly” shown at right includes 4727 handle, 4688 valve, 4673-8 curved extension with swivel body, TeeJet cap and flat spray tip.



Typical Shutoff Valve Assembly

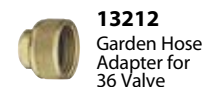
AA31 for pressures up to 500 PSI (35 bar)

Comfortable palm fitting gun. For use with any TeeJet spray tip. ¼” NPS (M) inlet connection.

Forged brass body and nickel-plated steel trigger. Teflon® valve seat and packing, stainless steel valve stem. Weight 12 oz. (0.34 kg). Also supplied as 31-1/4F with ¼” NPT (F) inlet connection.




AA31



13212
Garden Hose Adapter for 36 Valve

13212 Adapter, ⅜” NPT (F) outlet, ¾” garden hose thread inlet for use with ⅜” 36 valve. Brass material.

Valves



4688

6466

4688 Trigger Valve with trigger lock. Max. flow rate 2 GPM (7.6 l/min), max. pressure of 250 PSI (17 bar). ¼” NPT (F) inlet connection, 1½”–16 (M) outlet connection. Use with TeeJet and ConeJet® tips, adjustable ConeJet tips or MulteeJet® tips. Brass material.

6466 Trigger Valve, same as 4688, less trigger lock, with extra long trigger. Brass material.



6104

6590

6104 Trigger Valve with trigger lock. Same as 4688 except with ¼” NPT (F) inlet and outlet connections. Brass material.

6590 Trigger Valve, same as 6104, less trigger lock, with extra long trigger. Brass material.

Valve Handles

Choice of valve handles — for above valves



4727



4754



4725

Outlet connections are ¼” NPT (M) to fit ¼” NPT (F) inlets of all valves shown. Choice of types for every need.

(B)4727 Sure Grip Handle, brass, rubber-covered, ¼” NPS (M) or BSPT hose inlet connection.

4754 Sure Grip Handle, brass, rubber-covered, ¾” garden hose thread (F) inlet connection.

4725 Handle, made of ½” brass pipe with bushing. Slip hose over pipe to form handle.

Extensions for Valves and Spray Guns



9527

High-Pressure Curved Extensions

9527—for pressures to 1,000 PSI (70 bar). Fits models 23H and 31 GunJet spray guns.

For Pressures up to 1,000 PSI

EXTENSION TYPE AND NUMBER	EXTENSION LENGTH IN INCHES (millimeters)
9527-8	8” (203 mm)
9527-18	18” (457 mm)
9527-24	24” (610 mm)
9527-36	36” (914 mm)
9527-48	48” (1,219 mm)



4673

7715

Straight and Curved Extensions

4673 and 6671—for pressures to 125 PSI (9 bar). 7715—for pressures to 250 PSI (17 bar). Fits models 23L and 31 GunJet® spray guns and trigger valves.



22665-PP

TriggerJet® Extension

22665-PP is for use with 22650-PP TriggerJet spray gun. Maximum pressure rating of 150 PSI (10 bar). Includes straight and 45° adapters. Available in 15” and 24” (38 and 61 cm) lengths.

STRAIGHT WITH FIXED BODY	CURVED WITH SWIVEL BODY	CURVED WITH FIXED BODY	EXTENSION LENGTH
7715-8	4673-8	6671-8	8” (203 mm)
7715-18	4673-18	6671-18	18” (457 mm)
7715-24	4673-24	6671-24	24” (610 mm)
7715-30	4673-30	6671-30	30” (762 mm)
7715-36	4673-36	6671-36	36” (914 mm)
7715-48	4673-48	6671-48	48” (1,219 mm)