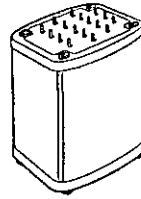


SOLENT Series



Gardners

AUDIO OUTPUT TRANSFORMERS

A new range of output transformers especially designed for contemporary amplifier circuits and (with the exception of type AS.7110), incorporating grain oriented laminated cores enabling the highest ratio of inductance to leakage reactance to be obtained within a minimum of space. The transformers have a frequency response extending well beyond the audio frequency range and are suitable for use in reproducing units of highest quality.

Ckt. No.	Rating Watts	Input Load Kilohms	Output Load Ohms	Max. Pri. D.C. (per 1/2 wdg. for P.P. types)	Primary		Primary Screen Taps	Size	Weight (approx.) lbs.	Suitable Valves or Circuits
					† L. H.	§ I1 mH				
ULTRA LINEAR PUSH-PULL TYPES										
AS.7009	7	9K. C.T.	1.875 3.75 7.5 15	35	300	15	20%	9/S/26		Mullard 7W Stereo- phonic Amplifier
AS.7012	10-12	8K, 7K. C.T.	3.75 15	70	180	14	20% of 7K. 43% of 8K.	9/S/26	2½	Mullard 510, Oscram 912, N.709, EL.84
AS.7034	30	7K, 6.6K. C.T.	3.75 15	175	200	20	20% of 7K. 43% of 6.6K.	30/S/35	5½	KT.66, EL.84. Mullard 20w. High Quality Amplifier
AS.7058	50	6K. C.T.	3.75 15 60	200	270	90	20%	50/S/44	13½	KT.88, G.E.C. 88-50 Amplifier, W.W. April 1957
AS.7059	50	8K, 6.6K. C.T.	3.75 15 60	200	270	90	20% of 8K. 43% of 6.6K.	50/S/44	13½	KT.66, EL.34
*AS.7110	100	4.5K. C.T.	*250	300	100	55	20%	70/S/42	17	KT.88
CONVENTIONAL PUSH-PULL TYPES										
AS.7007	5	16K. C.T.	2.5 7.5 15	40	200	30	—	9/S/26	2	Baxandall inexpensive Amplifier, W.W. March 1957
AS.7008	7	6K. C.T.	3.75 15	35	175	15	—	9/S/26		Mullard 7W AC/DC Amplifier
AS.7010	10	10-8-4-3.4K. C.T.	3.75 15	40	220	13	—	10/S/32	4	EL.34, EL.84, KT.33C
AS.7015	15	10-8-7-6-4-3.4K. C.T.	3.75 15	80	290	30	—	30/S/38	7½	EL.34, EL.84, KT.61, KT.66, KT.88, N.709
AS.7050	50	8-6-3.4K. C.T.	3.75 15	120	200	20	—	50/S/44	13½	KT.66, KT.88, EL.34
SINGLE-ENDED TYPES										
AS.7003	3	5, 3.5, 3, 2.75K.	2.75 3.75 7.5 15	60	16	27	—	9/S/26	2	EL.84, KT.66, Mullard 3-3 Amplifier, 3 watt Tape Amplifier
AS.7005	5	7, 6, 5, 4.5, 3K.	2.75 7.5 15	70	27	80	—	10/S/34	4½	EL.84, KT.33C, KT.61, KT.66

For Driver Transformer and Output Choke for Mullard 15 W Transistor P.A. Amplifier, please see MINIFORD page.

Characteristic curves showing frequency response between 20 cycles per second and 25,000 cycles per second are available upon request.

† The first figure in this column is the primary inductance and the second § figure the primary/secondary leakage inductance.

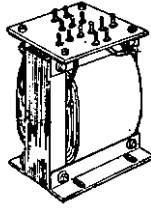
* This transformer is specially designed for use with K.T.88's and has a negative feedback winding having 20% of primary turns. Other secondary loads can be provided to order.

For dimensions see Drawing No. A1781 at back of catalogue
Terminal positions supplied on request

For prices see current lists
Telephone Christchurch 1734

Gardners

AUDIO OUTPUT TRANSFORMERS



MINIFORD Series

This new range of Audio Output Transformers has been designed for small amplifier units where the greatest economy of space and cost is essential. All incorporate grain oriented laminated cores giving the highest possible performance/weight ratio. The frequency response covers a narrower band than the Solent Series but, in suitable circuits, may be relied upon to give reproduction of a good commercial standard.

Cat. No.	Rating Watts	Input load	Output load	Max. D.C. mA.	Primary Ind. Henrys	Size	Weight (approx.)	Suitable Valves
MA.125	0.5	Single ended 8000 Ω	3 Ω	10	5.5	45004	1 $\frac{1}{4}$ ozs.	DL.33, 1CS
MA.126	0.5	Single ended 25000 Ω	3 Ω	10	10	45004	1 $\frac{1}{4}$ ozs.	1A5
MA.130	2	Single ended 8000 Ω tapped at 5000 and 2500 Ω	3 Ω	35	2.4	43906	3 $\frac{1}{2}$ ozs.	KT.61, KT.71, etc.
MA.135	2	Single ended 16000 Ω tapped at 11000 and 9000 Ω	3 Ω	18	4	43906	3 $\frac{1}{2}$ ozs.	EL.91, 6AM5, EL.42
MA.150	5	Single ended 7000 Ω tapped at 6000, 5000, 4500 Ω	2.75, 7.5, 15 Ω	60	25	43/M/12	3 $\frac{1}{2}$ lbs.	EL.84, KT.33C, KT.61, KT.66
MA.155	5	Push Pull 16000 Ω C.T.	2.5, 7.5, 15 Ω	40 per side	150	279/M/7	2 lbs.	EL.84 Baxandall inexpensive amplifier. W.W. March, 1957
MA.160	10	Push Pull 10000, 8000, 4000, 3400 Ω C.T.	3.75, 15 Ω	40 per side	250	43/M/12	3 lbs.	EL.34, EL.84, KT.33C

DRIVER TRANSFORMER AND OUTPUT CHOKE FOR MULLARD 15 W TRANSISTOR P.A. AMPLIFIER

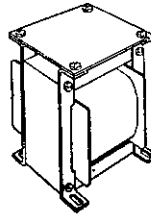
Cat. No.	Primary Inductance mH	Primary Max. d.c. mA	Primary Resistance ohms	Sec. d.c. resistance	Ratio	Size	Weight lbs.	Description
MA.172	300	250	less than 2	less than 5+5	2 : 1+1 tapped for 3 : 1+1	279/M/10	2 $\frac{1}{4}$	Driver transformer
MA.174	110	—	less than 0.2	—	—	279/M/7	2	Output choke

Characteristic curves showing frequency response between 100 cycles per second and 8,000 cycles per second are available upon request.

For dimensions see Drawing No. A1965 at back of catalogue
Terminal positions supplied on request

For prices see current lists
Telephone Christchurch 1734

AVON *Series*



Gardners

AUDIO TRANSFORMERS

Cat. No.	Rating	Size	Wgt. lbs.	Cat. No.	Rating	Size	Wgt. lbs.
OP.702	Eight watt transformer for single triode or pentode valve—maximum continuous primary current 55mA. <i>Primary Impedance</i> 0-2500-3750-5500-8000 ohms. <i>Secondary Impedance</i> 0-2.5-5-7.5-15 ohms.	116/ST/4	2	OP.735	<i>Special push-pull output transformer for Wireless World Amplifier described by D T. N. Williamson in April/May issues, 1947.</i> <i>Primary Impedance</i> 10,000 ohms. C.T. <i>Secondary Impedance</i> Eight separate windings each of 1.7 ohms.	25/ST/7	11
OP.703	Ten watt transformer for single triode or pentode valve—maximum continuous primary current 100mA. <i>Primary Impedance</i> 0-2200-3200-4200-5200 ohms. <i>Secondary Impedance</i> 0-2.5-5-7.5-15 ohms.	42/ST/5	3½	OP.736	<i>Similar to Somerford transformer type OP.735 excepting the secondary windings which are wound for 3.6 ohms. impedance as specified in Wireless World, August 1949 issue.</i>	25/ST/7	11
OP.705	Ten watt Universal push-pull transformer. Maximum continuous primary current 70mA. each side. <i>Primary Impedance</i> 10000-8000-6000-4000 ohms. C.T. <i>Secondary Impedance</i> 0-2.5-5-7.5-15-30 ohms.	42/ST/5	3½	OP.750	<i>Special High Fidelity transformer for single PX4 or PX25 Class Valve.</i> <i>Primary Impedance</i> 3800 ohms. <i>Secondary Impedance</i> 0-2.5-5-7.5-15 ohms.	116/ST/4	2
OP.707	Thirty watt Universal push-pull transformer. Maximum continuous primary current 100mA. each side. <i>Primary Impedance</i> 8000-6000-4000 ohms. C.T. <i>Secondary Impedance</i> 0-2.5-5-7.5-15-30 ohms.	4/ST/6	4½	OP.754	<i>Special High Fidelity transformer for two PX4 Class Valves in push-pull.</i> <i>Primary Impedance</i> 6000 ohms. <i>Secondary Impedance</i> 0-2.5-5-7.5-15 ohms.	116/ST/5	2
OP.724	Sixty watt Universal push-pull transformer. Maximum continuous primary current 250mA. each side. <i>Primary Impedance</i> 6000-4500-3500-2500 ohms. C.T. <i>Secondary Impedance</i> 0-2.5-5-7.5-15-30 ohms.			OP.756	<i>Special High Fidelity transformer for two PX25 Class Valves in push-pull</i> <i>Primary Impedance</i> 6000 ohms. <i>Secondary Impedance</i> 0-2.5-5-7.5-15 ohms.	42/ST/5	3

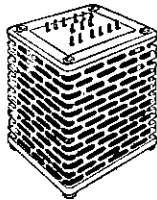
★Characteristic curves showing frequency response between 20 cycles per second and 25,000 cycles per second are available upon request and are included with each transformer.

Items printed in italics are now obsolete and are available to order only

For dimensions see Drawing No. A1180 at back of catalogue
Terminal positions supplied on request

For prices see current lists
Telephone Christchurch 1734

Gardners



HENGIST Series

AUDIO TRANSFORMERS

Cat. No.	Rating	Size	Wgt. lbs.	Cat. No.	Rating	Size	Wgt. lbs.
OPH.702	Eight watt transformer for single triode or pentode valve—maximum continuous primary current 55mA. Primary Impedance 0-2500-3750-5590-8000 ohms. Secondary Impedance 0-2.5-5-7.5-15 ohms.	116/U/4	2½	OPH.735	<i>Special push-pull output transformer for Wireless World Amplifier described by D. T. N. Williamson in April/May issues, 1947.</i> Primary Impedance 10,000 ohms. C.T. Secondary Impedance Eight separate windings each of 1.7 ohms.	25/U/7	12½
OPH.703	Ten watt transformer for single triode or pentode valve—maximum continuous primary current 100mA. Primary Impedance 0-2200-3200-4200-5200 ohms Secondary Impedance 0-2.5-5-7.5-15 ohms	42/U/5	4½	OPH.736	<i>Similar to Somerford transformer type OPH.735 excepting the secondary windings which are wound for 3.6 ohms impedance as specified in Wireless World, August 1949 issue.</i>	25/U/7	12½
OPH.705	Ten watt Universal push-pull transformer. Maximum continuous primary current 70mA. each side. Primary Impedance 10000-8000-6000-4000 ohms. C.T. Secondary Impedance 0-2.5-5-7.5-15-30 ohms.	42/U/5	4½	OPH.750	<i>Special High Fidelity transformer for single PX4 or PX25 Class Valve.</i> Primary Impedance 3800 ohms. Secondary Impedance 0-2.5-5-7.5-15 ohms.	116/U/4	2½
OPH.707	Thirty watt Universal push-pull transformer. Maximum continuous primary current 100mA. each side. Primary Impedance 8000-6000-4000 ohms. C.T. Secondary Impedance 0-2.5-5-7.5-15-30 ohms.	4/U/6	6	OPH.754	<i>Special High Fidelity transformer for two PX4 Class Valves in push-pull.</i> Primary Impedance 6000 ohms. Secondary Impedance 0-2.5-5-7.5-15 ohms.	116/U/5	2½
OPH.724	Sixty watt Universal push-pull transformer. Maximum continuous primary current 250mA. each side. Primary Impedance 6000-4500-3500-2500 ohms. C.T. Secondary Impedance 0-2.5-5-7.5-15-30 ohms.	60/U/6	10	OPH.756	<i>Special High Fidelity transformer for two PX25 Class Valves in push-pull.</i> Primary Impedance 6000 ohms. Secondary Impedance 0-2.5-5-7.5-15 ohms.	42/U/5	3½

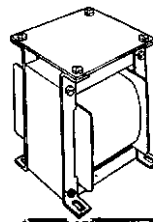
★Characteristic curves showing frequency response between 20 cycles per second and 25,000 cycles per second are available upon request and are included with each transformer.

Items printed in italics are now obsolete and are available to order only

For dimensions see Drawing No. A1110 at back of catalogue
Terminal positions supplied on request

For prices see current lists
Telephone Christchurch 1734

AVON Series



Electrojumble.org.uk

Gardners

SMOOTHING CHOKES

Cat. No.	Ind. Henrys	Polarising Current mA.	Res. Ohms $\pm 10\%$	Size	Wgt lbs.
C.210	100	10	2800	116/ST/3	1½
C.211	100	20	2270	116/ST/4	1½
C.212	100	40	1800	42/ST/4	2½
C.214	100	60	1350	4/ST/5	4½
C.220	50	20	1400	12/ST/4	1½
C.221	50	40	1200	116/ST/4	1½
C.222	50	60	800	42/ST/5	3½
C.223	50	80	650	4/ST/5	4½
C.230	20	40	675	12/S/T4	1½
C.231	20	60	575	116/ST/4	1½
C.232	20	80	440	42/ST/4	2½
C.233	20	100	318	42/ST/5	3½
C.234	20	120	275	42/ST/6	3½
C.237	20	180	260	26/ST/6	6
C.240	20	250	190	60/ST/7	9½
C.246	10	60	420	12/ST/4	1½
C.247	10	80	275	116/ST/4	1½
C.248	10	100	246	116/ST/5	2½
C.249	10	120	200	42/ST/4	2½
C.251	10	180	190	42/ST/5	3½
C.254	10	250	155	4/ST/6	4½
C.257	10	500	110	25/ST/9	14½
C.262	5	100	130	116/ST/4	1½
C.263	5	120	141	84/ST/4	2½
C.265	5	180	130	42/ST/4	2½
C.268	5	250	100	42/ST/5	3½
C.271	5	500	47	60/ST/7	9½
C.277	2.5	120	138	12/ST/4	1½
C.279	2.5	180	74	116/ST/4	2
C.281	2.5	250	62	116/ST/5	2
C.283	2.5	500	32	26/ST/6	6½
C.285	2.5	1 amp.	18	25/ST/8	13½
C.287	1	180	60	12/ST/3	1
C.289	1	250	47	12/ST/4	1½
C.291	1	500	15	42/ST/5	3

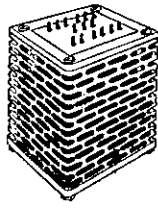
Cat. No.	Ind. Henrys	Polarising Current mA.	Res. Ohms $\pm 10\%$	Size	Wgt. lbs.
C.293	1	1 amp.	9.2	60/ST/9	10½
C.294	1	2.5 amps.	8	45/H/7	19½
C.295	Swinging Choke 25-5	0-180	76	26/ST/6	6½
C.297	Swinging Choke 15-5	0-120	64	64/ST/6	3½
C.298	Swinging Choke 15-5	0-180	83	42/ST/6	4
C.299	Swinging Choke 15-5	0-250	66	26/ST/6	6½
C.516	0.5	500	9.4	84/ST/4	2½
C.521	0.5	1 amp.	6.0	4/ST/5	4½
C.524	0.5	2.5 amps.	3.4	25/ST/8	13½
C.527	0.5	4 amps.	2.5	45/H/9	22
C.529	0.5	6 amps.	1.7	41/H/10	40
C.531	0.25	1 amp.	3.8	42/ST/4	2½
C.533	0.25	2.5 amps.	2.2	60/ST/6	8½
C.536	0.25	4 amps.	1.5	245/ST/8	16
C.539	0.25	6 amps.	1.3	78/H/9	30
*CD.1355	0.135	6 amps.	0.59	90/U/32	22
C.546	0.1	1 amp.	2.1	84/ST/4	2½
C.549	0.1	2.5 amps.	1.4	4/ST/5	4½
C.552	0.1	3.5 amps.	1.05	25/ST/8	13½
C.555	0.1	5 amps.	0.75	245/ST/9	19
C.558	0.1	7.5 amps.	0.6	45/H/9	22
*CD.1344	0.09	6.25amps.	0.176	90/U/44	28
C.564	0.05	1 amp.	1.8	12/ST/4	1½
C.567	0.05	2.5 amps.	0.8	42/ST/5	3½
C.570	0.05	3.5 amps.	0.48	26/ST/6	6
C.573	0.05	5 amps.	0.45	60/ST/6	8½
C.576	0.05	7.5 amps.	0.33	245/ST/8	16
C.579	0.05	10 amps.	0.28	45/H/8	20
*CD.1336	0.05	10 amps.	0.39	90/U/44	28
*CD.1323	0.008	15 amps.	0.076	50/U/32	8½
*CD.1301	0.00025	15 amps.	0.027	30/U/16	3
*CD.1314	0.00025	25 amps.	0.018	40/U/20	3½

*These chokes are specially designed for choke-input filters in heavy current rectifiers and for technical reasons are made in our Delta Series. For dimensions see Drawing No. A1520.

For dimensions see Drawing No. A1180 at back of catalogue
Terminal positions supplied on request

For prices see current lists
Telephone Christchurch 1734

Gardners



Electrojumble.org.uk

HENGIST Series

SMOOTHING CHOKES

Cat. No.	Ind. Henrys	Polarising Current mA.	Res. Ohms $\pm 10\%$	Size	Wgt. lbs.
<i>CH.210</i>	<i>100</i>	<i>10</i>	<i>2800</i>	<i>116/U/3</i>	<i>2½</i>
<i>CH.211</i>	<i>100</i>	<i>20</i>	<i>2270</i>	<i>116/U/4</i>	<i>2½</i>
<i>CH.212</i>	<i>100</i>	<i>40</i>	<i>1800</i>	<i>42/U/4</i>	<i>3½</i>
<i>CH.213</i>	<i>100</i>	<i>60</i>	<i>2500</i>	<i>26/U/5</i>	<i>6½</i>
<i>CH.214</i>	<i>100</i>	<i>60</i>	<i>1350</i>	<i>4/U/5</i>	<i>5½</i>
CH.220	50	20	1400	12/U/4	1½
CH.221	50	40	1200	116/U/4	2½
CH.222	50	60	800	42/U/5	4½
CH.223	50	80	650	4/U/5	5½
CH.230	20	40	675	12/U/4	1½
CH.231	20	60	575	116/U/4	2½
CH.232	20	80	440	42/U/4	3½
CH.233	20	100	318	42/U/5	4½
CH.234	20	120	275	42/U/6	4½
CH.237	20	180	260	26/U/6	7
CH.240	20	250	190	60/U/7	10½
<i>CH.246</i>	<i>10</i>	<i>60</i>	<i>420</i>	<i>12/U/4</i>	<i>1½</i>
CH.247	10	80	275	116/U/4	2½
CH.248	10	100	246	116/U/5	3
CH.249	10	120	200	42/U/4	3½
CH.251	10	180	190	42/U/5	4½
CH.254	10	250	155	4/U/6	5½
CH.257	10	500	110	25/U/9	15½
<i>CH.262</i>	<i>5</i>	<i>100</i>	<i>130</i>	<i>116/U/4</i>	<i>2½</i>
<i>CH.263</i>	<i>5</i>	<i>120</i>	<i>141</i>	<i>84/U/4</i>	<i>3½</i>
<i>CH.265</i>	<i>5</i>	<i>180</i>	<i>130</i>	<i>42/U/4</i>	<i>3½</i>
CH.268	5	250	100	42/U/5	4½
<i>CH.271</i>	<i>5</i>	<i>500</i>	<i>47</i>	<i>60/U/7</i>	<i>11</i>
<i>CH.277</i>	<i>2.5</i>	<i>120</i>	<i>138</i>	<i>12/U/4</i>	<i>1½</i>
CH.279	2.5	180	74	116/U/4	2½
<i>CH.281</i>	<i>2.5</i>	<i>250</i>	<i>62</i>	<i>116/U/5</i>	<i>2½</i>
CH.283	2.5	500	32	26/U/6	7½
CH.285	2.5	1 amp.	18	25/U/8	14½

Cat. No.	Ind. Henrys	Polarising Current mA.	Res. Ohms $\pm 10\%$	Size	Wgt. lbs.
<i>CH.287</i>	<i>1</i>	<i>180</i>	<i>60</i>	<i>12/U/3</i>	<i>1½</i>
<i>CH.289</i>	<i>1</i>	<i>250</i>	<i>47</i>	<i>12/U/4</i>	<i>1½</i>
CH.291	1	500	15	42/U/5	3½
CH.293	1	1 amp.	9.2	60/U/9	12
<i>CH.294</i>	<i>1</i>	<i>2.5 amps</i>	<i>8</i>	<i>45/U/7</i>	<i>21½</i>
<i>CH.295</i>	<i>Swinging Choke 25-5</i>	<i>0-180</i>	<i>76</i>	<i>26/U/6</i>	<i>7½</i>
<i>CH.297</i>	<i>Swinging Choke 15-5</i>	<i>0-120</i>	<i>64</i>	<i>84/U/6</i>	<i>4½</i>
<i>CH.298</i>	<i>Swinging Choke 15-5</i>	<i>0-180</i>	<i>83</i>	<i>42/U/6</i>	<i>4½</i>
<i>CH.299</i>	<i>Swinging Choke 15-5</i>	<i>0-250</i>	<i>66</i>	<i>26/U/6</i>	<i>7½</i>
<i>CH.516</i>	<i>0.5</i>	<i>500</i>	<i>9.4</i>	<i>84/U/4</i>	<i>3</i>
CH.521	0.5	1 amp.	6.0	4/U/5	5½
<i>CH.524</i>	<i>0.5</i>	<i>2.5 amps.</i>	<i>3.4</i>	<i>25/U/8</i>	<i>14½</i>
<i>CH.527</i>	<i>0.5</i>	<i>4 amps.</i>	<i>3.5</i>	<i>45/U/9</i>	<i>24</i>
CH.529	0.5	6 amps.	1.7	41/U/10	46
<i>CH.531</i>	<i>0.25</i>	<i>1 amp.</i>	<i>3.8</i>	<i>42/U/4</i>	<i>3½</i>
<i>CH.533</i>	<i>0.25</i>	<i>2.5 amps.</i>	<i>2.2</i>	<i>60/U/6</i>	<i>10</i>
CH.536	0.25	4 amps.	1.5	245/U/8	18
<i>CH.539</i>	<i>0.25</i>	<i>6 amps.</i>	<i>1.3</i>	<i>78/U/9</i>	<i>33</i>
<i>CH.546</i>	<i>0.1</i>	<i>1 amp.</i>	<i>2.1</i>	<i>84/U/4</i>	<i>3</i>
<i>CH.549</i>	<i>0.1</i>	<i>2.5 amps.</i>	<i>1.4</i>	<i>4/U/5</i>	<i>5½</i>
<i>CH.552</i>	<i>0.1</i>	<i>3.5 amps.</i>	<i>1-05</i>	<i>245/U/8</i>	<i>14½</i>
<i>CH.555</i>	<i>0.1</i>	<i>5 amps.</i>	<i>0.75</i>	<i>245/U/9</i>	<i>25</i>
<i>CH.558</i>	<i>0.1</i>	<i>7.5 amps.</i>	<i>0.6</i>	<i>45/U/9</i>	<i>24</i>
<i>CH.564</i>	<i>0.05</i>	<i>1 amp.</i>	<i>1.8</i>	<i>12/U/4</i>	<i>2</i>
<i>CH.567</i>	<i>0.05</i>	<i>2.5 amps.</i>	<i>0.8</i>	<i>42/U/5</i>	<i>4½</i>
CH.570	0.05	3.5 amps.	0.40	26/U/6	7½
<i>CH.573</i>	<i>0.05</i>	<i>5 amps.</i>	<i>0.45</i>	<i>60/U/6</i>	<i>10</i>
CH.576	0.05	7.5 amps.	0.33	245/U/8	14½
CH.579	0.05	10 amps.	0.25	45/U/8	22

Items printed in italics are now obsolete and are available to order only

For dimensions see Drawing No. A1110 at back of catalogue

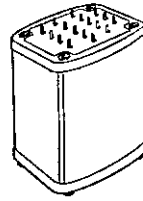
Terminal positions supplied on request

Electrojumble.org.uk

For prices see current lists

Telephone Christchurch 1734

SOLENT *Series*



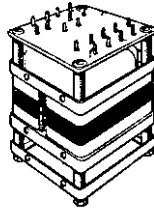
Gardners

SMOOTHING CHOKES

Cat. No.	Ind. Henrys	Polarising Current mA.	Res. Ohms $\pm 10\%$	Size	Wgt. lbs.	Cat. No.	Ind. Henrys	Polarising Current mA.	Res. Ohms $\pm 10\%$	Size	Wgt. lbs.
CS.5037	100	25	2400	9/S/26	2½	CS.5142	10	175	150	10/S/32	4½
CS.5041	103	50	1800	10/S/34	4½	CS.5147	10	250	170	30/S/35	5½
CS.5053	50	10	2000	7/S/22	1½	CS.5150	10	350	140	50/S/40	11
CS.5057	50	25	1450	8/S/26	2	CS.5154	10	500	70	70/S/52	19½
CS.5063	50	50	1000	10/S/34	4½	CS.5165	5	100	155	8/S/26	2
CS.5067	50	75	700	30/S/35	5½	CS.5169	5	250	95	10/S/34	4½
CS.5078	20	25	750	7/S/22	1½	CS.5174	5	350	80	30/S/35	5½
CS.5083	20	50	620	8/S/26	2	CS.5177	5	500	50	50/S/40	11
CS.5087	20	75	600	9/S/26	2½	CS.5182	2.5	250	70	9/S/32	3½
CS.5091	20	100	350	10/S/34	4½	CS.5186	2.5	350	33	30/S/35	5½
CS.5095	20	175	230	30/S/35	5½	CS.5193	2.5	500	30	40/S/40	8
CS.5107	20	250	215	50/S/40	11	CS.5197	1	1	10	70/S/42	16½
CS.5108	20	250	175	40/S/44	9½	CS.5201	0.5	1	6.41	30/S/35	5½
CS.5112	20	350	115	90/S/50	25	CS.5205	0.5	4	2.53	90/S/58	38
CS.5125	10	25	900	6/S/19	1½	CS.5212	0.25	4	1.6	70/S/52	19½
CS.5218	10	50	550	7/S/22	1½	CS.5216	0.1	5	0.75	70/S/52	19½
CS.5133	10	75	430	8/S/26	2	CS.5220	0.05	6	0.35	70/S/52	19½
CS.5137	10	100	300	9/S/26	2½						

For dimensions see Drawing No. A1781 at back of catalogue
Terminal positions supplied on request

For prices see current lists
Telephone Christchurch 1734

DELTA Series

SMOOTHING CHOKES

Cat. No.	Ind. Henrys	Polarising Current mA.	Res. Ohms. $\pm 10\%$ unless marked* (see below)	Size	Wgt. lbs.
CD.1206	100	10	2100*	10/U/08	1½
CD.1207	100	25	2400*	30/U/12	2½
CD.1208	100	50	2100*	30/U/16	3
CD.1213	50	25	1150*	10/U/08	1½
CD.1214	50	50	1535	10/U/12	1½
CD.1222	20	75	460	10/U/12	1½
CD.1224	20	120	240	30/U/16	3
CD.1225	20	150	290	40/U/24	4
CD.1226	20	180	230	40/U/24	4
CD.1227	20	250	165	70/U/18	11½
CD.1228	15	75	450	10/U/12	1½
CD.1229	15	120	250	10/U/24	2½
CD.1230	15	180	200	30/U/20	3½
CD.1231	15	250	125	50/U/24	6½
CD.1236	10	75	380	10/U/08	1½
CD.1238	10	120	250	10/U/12	1½
CD.1239	10	150	185	10/U/24	2½
CD.1240	10	180	130	30/U/16	3
CD.1241	10	250	120	40/U/24	4
CD.1253	5	150	155	10/U/12	1½

Cat. No.	Ind. Henrys	Polarising Current mA.	Res. Ohms. $\pm 10\%$ unless marked* (see below)	Size	Wgt. lbs.
CD.1255	5	250	90	10/U/24	2½
CD.1260	5	1A.	17	90/U/44	28
CD.1267	2.5	150	115	10/U/08	1½
CD.1269	2.5	250	75	10/U/16	2½
CD.1273	2.5	1A.	16	70/U/32	14
CD.1280	1	200	35	10/U/08	1½
CD.1283	1	500	17	30/U/20	3½
CD.1285	1	1A.	7.5	50/U/32	8½
CD.1287	0.5	500	13	10/U/12	1½

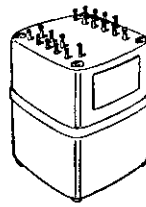
HEAVY CURRENT INDUCTORS FOR CHOKE INPUT FILTERS					
Cat. No.	Ind. mH.	Polarising Current Amps.	Res. Ohms. $\pm 10\%$	Size	Wgt. lbs.
CD.1301	0.25	15	0.027	30/U/16	3
CD.1314	0.25	25	0.018	40/U/20	3½
CD.1323	8	15	0.076	50/U/32	8½
CD.1336	50	10	0.39	90/U/44	28
CD.1344	90	6.25	0.176	90/U/44	28
CD.1355	135	6	0.59	90/U/32	22

Resistances marked * are $\pm 20\%$

For dimensions see Drawing No. A1520 at back of catalogue
Terminal positions supplied on request

For prices see current lists
Telephone Christchurch 1734

GAMMA Series



SMOOTHING CHOKES

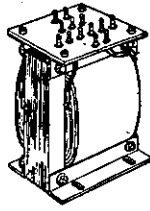
Cat. No.	Ind. Henrys	Polarising Current mA.	Res. Ohms. $\pm 10\%$ unless marked* (see below)	Size	Wgt. lbs.	Cat. No.	Ind. Henrys	Polarising Current mA.	Res. Ohms. $\pm 10\%$ unless marked* (see below)	Size	Wgt. lbs.
CC.2206	100	10	2100*	52808A	14ozs.	CC.2234	10	5	1000*	45004A	2ozs.
CC.2207	100	25	2400*	3012E	3½lbs.	CC.2235	10	50	550	52707A	14ozs.
CC.2208	100	50	2100*	3016H	4lbs.	CC.2236	10	75	280	41716B	1½lbs.
CC.2213	50	25	1200	41716B	1½lbs.	CC.2238	10	120	250	1012E	2½lbs.
CC.2214	50	50	1535	1012E	2½lbs.	CC.2239	10	150	185	1024K	3lbs.
CC.2220	25	25	1209	52707A	14ozs.	CC.2240	10	180	150	3020K	4lbs.
CC.2222	20	75	460	1012E	2½lbs.	CC.2241	10	250	120	4024K	6lbs.
CC.2224	20	120	240	3016H	4lbs.	CC.2242	5	5	400	45004A	2ozs.
CC.2225	20	150	290	4024K	6lbs.	CC.2253	5	150	155	1012E	2½lbs.
CC.2226	20	180	230	4024K	6lbs.	CC.2255	5	250	90	1024K	3lbs.
CC.2227	20	250	165	7018E	12½lbs.	CC.2260	5	1A.	17	9044K	34lbs.
CC.2228	15	2	1400*†	45004A	2ozs.	CC.2265	2.5	100	160	52707A	14ozs.
CC.2229	15	50	632	52808A	14ozs.	CC.2269	2.5	250	75	1016H	2½lbs.
CC.2230	15	75	450	41716B	1½lbs.	CC.2272	2.5	500	29	5024H	8½lbs.
CC.2231	15	120	250	1024K	3lbs.	CC.2273	2.5	1A.	16	7032K	18lbs.
CC.2232	15	180	200	3020K	4½lbs.	CC.2274	2	15	174	45004A	2ozs.
CC.2233	15	250	125	5024H	8½lbs.	CC.2275	1.25	30	174	45004A	2ozs.

Resistances marked * are $\pm 20\%$

† resistance changed from 1000Ω to 1400Ω, March 1958

For dimensions see Drawing No. A.1190 at back of catalogue
Terminal positions supplied on request

For prices see current lists
Telephone Christchurch 1734

MINIFORD

Series

SMOOTHING CHOKES

Cat. No.	Ind. Henrys	Polarising Current mA.	Res. Ohms.	Size	Wgt. ozs. (app.)
CM.600	70	5	3300	43906	3½ oz.
CM.610	50	10	3000	43906	3½ oz.
CM.612	50	25	1830	120/M/6	1 lb.
CM.616	25	25	1200	52707	7 oz.
CM.618	20	75	543	279/M/7	2lb.
CM.620	20	120	175	43/M/12	3½lb.
CM.624	20	180	234	280/M/14	4½lb.
CM.626	15	2	1350	45004	2 oz.
CM.628	15	20	1000	43906	3½ oz.
CM.630	15	50	720	52808	8½ oz.
CM.632	10	5	1350	45004	2 oz.
CM.633	10	25	480	43906	3½ oz.

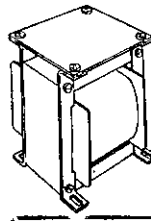
Cat. No.	Ind. Henrys	Polarising Current mA.	Res. Ohms.	Size	Wgt. ozs. (app.)
CM.634	10	50	600	52707	7 oz.
CM.635	10	75	520	52808	8½ oz.
CM.636	10	120	187	279/M/7	2 lb.
CM.638	10	150	250	43/M/8	2½lb.
CM.640	10	250	107	280/M/12	4 lb.
CM.642	5	5	1170	45004	2 oz.
CM.648	5	180	114	279/M/10	2½lb.
CM.650	5	250	75	43/M/12	3½lb.
CM.652	5	500	53	173/M/12	6½lb.
CM.654	2	15	400	45004	2 oz.
CM.658	1	30	370	45004	2 oz.
CM.662	1	100	65	43906	3½ oz.

For dimensions see Drawing No. A1965 at back of catalogue
Terminal positions supplied on request

For prices see current lists
Telephone Christchurch 1734

AVON Series

ALL PRIMARIES 10-0-200-220-240v. 50 cycles.
ELECTROSTATICALLY SCREENED



Electrojumble.org.uk



MAINS TRANSFORMERS

Cat. No.	Secondary Rating	Size	Wgt. lbs.
R.102/6	250-0-250v. 0-6.3v. 0-6.3v. 25mA. 0.6 amp. 1 amp.	116/ST/6	2
R.104/6	250-0-250v. 0-6.3v. 0-6.3v. 40mA. 1 amp. 1.6 amps.	42/ST/5	3½
R.106	250-0-250v. 0-4.5v. 0-4-6.3v. 60mA. 2.5 amps. 4 amps.	4/ST/5	4½
R.106/6	250-0-250v. 0-6.3v. 0-6.3v. 60mA. 1 amp. 4 amps.	4/ST/5	4½
R.107	250-0-250v. 0-4.5v. 0-4-6.3v. 80mA. 2.5 amps. 4 amps.	4/ST/5	4½
R.108	250-0-250v. 0-4.5v. 0-4-6.3v. 100mA. 2.5 amps. 4 amps.	4/ST/6	4½
R.108/6	250-0-250v. 0-6.3v. 0-6.3v. 100mA. 1 amp. 4 amps.	4/ST/6	4½
R.109	250-0-250v. 0-4.5v. 0-4-6.3v. 120mA. 2.5 amps. 5 amps.	26/ST/6	6
R.109/6	250-0-250v. 0-5-6.3v. 0-6.3v. 120mA. 2.5 amps. 5 amps.	26/ST/6	6
R.168	250-0-250v. 0-4.5v. 0-4-6.3v. 0-4-6.3v. 180mA. 3.5 amps. 2 amps. 4 amps.	60/ST/6	8
R.172	250-0-250v. 0-4.5v. 0-4-6.3v. 0-4-6.3v. 250mA. 3.5 amps. 4 amps. 4 amps.	60/ST/8	10½
R.173	300-0-300v. 0-4.5v. 0-4-6.3v. 60mA. 2.5 amps. 4 amps.	4/ST/5	4½
R.110	300-0-300v. 0-4.5v. 0-4-6.3v. 80mA. 2.5 amps. 4 amps.	4/ST/5	4½
R.110/6	300-0-300v. 0-6.3v. 0-6.3v. 80mA. 1 amp. 4 amps.	4/ST/5	4½
R.174	300-0-300v. 0-4.5v. 0-4-6.3v. 100mA. 2.5 amps. 4 amps.	4/ST/6	4½
R.174/6	300-0-300v. 0-6.3v. 0-6.3v. 100mA. 1 amp. 4 amps.	4/ST/6	4½
R.175	300-0-300v. 0-4.5v. 0-4-6.3v. 120mA. 2.5 amps. 5 amps.	26/ST/6	6
R.175/6	300-0-300v. 0-5-6.3v. 0-6.3v. 120mA. 2.5 amps. 5 amps.	26/ST/6	6
R.176	300-0-300v. 0-4.5v. 0-4-6.3v. 0-4-6.3v. 180mA. 3.5 amps. 2 amps. 4 amps.	60/ST/6	8

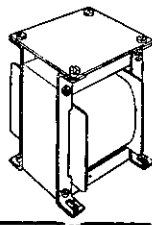
Cat. No.	Secondary Rating	Size	Wgt. lbs.
R.178	300-0-300v. 0-4.5v. 0-4-6.3v. 0-4-6.3v. 250mA. 3.5 amps. 4 amps. 4 amps.	60/ST/8	10½
R.127	325-0-325v 0-4.5v. 0-4-6.3v. 0-4-6.3v. 2-0-2v. 100mA. 3.5 amps. 3 amps. 3 amps. 2 amps.	60/ST/7	8½
R.111	350-0-350v. 0-4.5v. 0-4-6.3v. 60mA. 2.5 amps. 4 amps.	4/ST/5	4½
R.111/6	350-0-350v. 0-6.3v. 0-6.3v. 60mA. 1 amp. 4 amps.	4/ST/5	4½
R.114	350-0-350v. 0-4.5v. 0-4-6.3v. 80mA. 2.5 amps. 4 amps.	4/ST/6	4½
R.114/6	350-0-350v. 0-6.3v. 0-6.3v. 80mA. 1 amp. 4 amps.	4/ST/6	4½
R.116	350-0-350v. 0-4.5v. 0-4-6.3v. 100mA. 2.5 amps. 5 amps.	26/ST/6	6
R.121	350-0-350v. 0-4.5v. 0-4-6.3v. 0-4-6.3v. 120mA. 2.5 amps. 3 amps. 3 amps.	60/ST/6	8
R.121/6	350-0-350v. 0-5-6.3v. 0-6.3v. 0-6.3v. 120mA. 2.5 amps. 3 amps. 3 amps.	60/ST/6	8
R.122	350-0-350v. 0-4.5v. 0-4-6.3v. 0-4-6.3v. 120mA. 2.5 amps. 3 amps. 3 amps.	60/ST/6	8½
R.123	350-0-350v. 0-4.5v. 0-4-6.3v. 0-4-6.3v. 180mA. 3.5 amps. 3 amps. 3 amps.	60/ST/8	9½
R.125	350-0-350v. 0-4.5v. 0-4-6.3v. 0-4-6.3v. 180mA. 3.5 amps. 4 amps. 3 amps.	60/ST/8	9½
R.180	350-0-350v. 0-4.5v. 0-4-6.3v. 0-4-6.3v. 250mA. 3.5 amps. 4 amps. 4 amps.	60/ST/9	11½
R.135A	350-0-350v. 0-4.5v. 0-4v. 0-6.3v. 0-2-6.3v. 250mA. 3.5 amps. 8 amps. 6 amps. 2 amps.	25/R/9	13
R.183	400-350-0-350-400v. 0-4.5v. 0-4-6.3v. 0-4-6.3v. 120mA. 3.5 amps. 4 amps. 3 amps.	60/ST/7	9
R.130	400-350-0-350-400v. 0-4.5v. 0-4-6.3v. 0-4-6.3v. 180mA. 3.5 amps. 4 amps. 4 amps.	60/ST/9	11
R.133	400-300-0-300-400v. 0-4.5v. 0-4.5v. 0-4-6.3v. 0-4-6.3v. 180mA. 3.5 amps. 3.5 amps. 3 amps. 3 amps.	60/ST/9	11

Items printed in italics are now obsolete and are available to order only

For dimensions see Drawing No. A1180 at back of catalogue
Terminal positions supplied on request

Electrojumble.org.uk

For prices see current lists
Telephone Christchurch 1734



AVON Series

Electrojumble.org.uk

ALL PRIMARIES 10-0-200-220-240v. 50 cycles.
ELECTROSTATICALLY SCREENED

MAINS TRANSFORMERS

Cat. No.	Secondary Rating	Size	Wgt. lbs.
R.136 formerly R.135	400-350-0-350-400v. 0-4-5v. 3.5 amps. 0-4-6.3v. 4 amps. 0-4-6.3v. 4 amps. 0-4-6.3v. 2 amps.	25/ST/9	13
R.187	425-0-425v. 0-4-5v. 3.5 amps. 0-4-6.3v. C.T. 4 amps. 0-4-6.3v. C.T. 3 amps.	60/ST/9	11
R.189	450-400-0-400-450v. 0-4-5v. 3.5 amps. 0-4-6.3v. 4 amps. 0-4-6.3v. 3 amps.	60/ST/7	9½
R.190	450-400-0-400-450v. 0-4-5v. 3.5 amps. 0-4-6.3v. 3 amps. 0-4-6.3v. 3 amps. 0-4-6.3v. 2 amps.	25/ST/7	10½
R.193	450-400-0-400-450v. 0-4-5v. 3.5 amps. 0-4-6.3v. 4 amps. 0-4-6.3v. 4 amps. 0-4-6.3v. 3 amps.	25/ST/9	13½
R.138	500-0-500v. 0-4-5v. 2.5 amps. 0-4-6.3v. 2 amps. 0-4-6.3v. 2 amps.	60/ST/6	8
R.139	500-0-500v. 0-4-5v. 100mA. 0-4-6.3v. 2.5 amps. 0-4-6.3v. 3 amps. 0-4-6.3v. 3 amps.	60/ST/7	8½
R.140	500-0-500v. 0-4-5v. 120mA. 0-4-6.3v. 2.5 amps. 0-4-6.3v. 3 amps. 0-4-6.3v. 3 amps.	60/ST/8	9½
R.141	500-350-0-350-500v. 0-4-5v. 120mA. 0-4-5v. 2.5 amps. 0-4-5v. 2.5 amps. 0-4-6.3v. C.T. 3 amps. 0-4-6.3v. C.T. 3 amps.	60/ST/9	11
R.195	500-400-0-400-500v. 0-4-5v. 180mA. 0-4-6.3v. 3.5 amps. 0-4-6.3v. 3 amps.	25/ST/7	10½
R.142	500-350-0-350-500v. 0-4-5v. 180mA. 0-4-5v. 3.5 amps. 0-4-6.3v. C.T. 3.5 amps. 0-4-6.3v. C.T. 2 amps. 0-4-6.3v. C.T. 2 amps.	25/ST/9	12½
R.147	500-400-0-400-500v. 0-4-5v. 250mA. 0-4-6.3v. 3.5 amps. 0-4-6.3v. 3 amps. 0-4-6.3v. 3 amps.	25/ST/8	12½
R.188	500-0-500v. 0-4-5v. 250mA. 0-4-6.3v. 3.5 amps. 0-4-6.3v. 4 amps. 0-4-6.3v. 4 amps. 0-4-6.3v. 3 amps.	45/H/7	15

Cat. No.	Secondary Rating	Size	Wgt. lbs.
R.148	500-400-0-400-500v. 0-4-5v. 250mA. 0-4-6.3v. 3.5 amps. 0-4-6.3v. 4 amps. 0-4-6.3v. 4 amps. 4v. C.T. 2 amps. 4v. C.T. 2 amps.	45/H/7	16
R.152	1000-750-0-750-1000v. 180mA.	25/ST/9	13½
R.155	1000-750-0-750-1000v. 250mA.	45/H/8	18
R.157	1500-1250-0-1250-1500 180mA.	45/H/8	18
R.162	2000-1750-0-1750-2000v. 250mA.	41/H/10	40
TG.357	Flash Testing Transformer 0-500-1000-1500-2000v. 5mA.	4/ST/5	3½
L.414	0-4-5-6.3v. 2 amps.	12/ST/6	1½
L.415	0-4-5-6.3v. 3.5 amps.	84/ST/4	1½
L.416	0-4-5-6.3v. 6 amps.	42/ST/4	3
L.463	6.3v. C.T. 8 amps.	42/ST/6	3½
L.479	0-4-6.3v. C.T. 2 amps. 0-4-6.3v. C.T. 2 amps.	84/ST/5	3
L.425	0-4-6.3v. 3 amps. 0-4-6.3v. 3 amps. 0-4-6.3v. 3 amps.	4/ST/5	4½
L.418	0-4-5v. 2.5 amps. 0-4-6.3v. 4 amps.	42/ST/5	3½
L.427	0-4-5v. 2.5 amps. 0-4-6.3v. 3 amps. 0-4-6.3v. 3 amps.	4/ST/5	4
L.430	0-4-5v. 3.5 amps. 0-4-6.3v. 5 amps. 0-4-6.3v. 5 amps.	4/ST/6	4½
L.450	0-4-5v. 3.5 amps. 0-4-6.3v. C.T. 4 amps. 0-4-6.3v. C.T. 4 amps. 4v. C.T. 2 amps. 4v. C.T. 2 amps.	60/ST/5	6
A.412	2.5v. 10 amps. C.T. 1.5kv. wkg. (for use with two J.R. 866 or J.R. 866a Rectifiers)	42/ST/4	3
A.406	2.5v. 10 amps. C.T. 2kv. wkg. (for use with two J.R. 866 or J.R. 866a Rectifiers)	42/ST/5	3½
A.402	4v. 6 amps. C.T. 2kv. wkg. (For use with two G.U.50 Rectifiers)	42/ST/5	3½
TG.372	Valve Testing Transformer 0-1.4-2-2.5-4-5-6.3-7.5-10-13 -14.5-20-26-30-35-40v. 30 watts	4/ST/5	3½
A.400	Primary 0-4-5-6.3v. 50 cycles Secondary 0-4-5-6.3v. 2amps. 2.5kvwkg. Capacity less than 50 pfs.	84/ST/5	2½

Items printed in italics are now obsolete and are available to order only

For dimensions see Drawing No. A1180 at back of catalogue

Terminal positions supplied on request

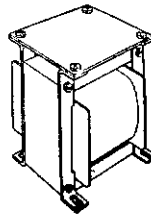
Electrojumble.org.uk

For prices see current lists

Telephone Christchurch 1734

63/3

AVON Series



Gardners

ALL PRIMARIES 10-0-200-220-240v. 50 cycles.
ELECTROSTATICALLY SCREENED

E.H.T. TRANSFORMERS

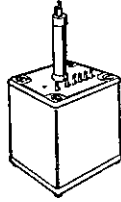
Cat. No.	Rating	Size	Wgt. lbs.	Cat. No.	Rating	Size	Wgt. lbs.
HV.303	1000v.	10mA. R.M.S.	84/ST/4 2½	HV.320	1000v. 10mA. R.M.S. } 1 kv. Wkg. 0-2-4v. 1.5 amps.	42/ST/4	3
HV.304	1500v.	10mA. R.M.S.	42/ST/4 2½	HV.321	1500v. 10mA. R.M.S. } 1.5kv. Wkg. 0-2-4v. 1.5 amps.	42/ST/5	3½
HV.307	2000v.	10mA. R.M.S.	4/ST/4 3	HV.322	2000v. 10mA. R.M.S. } 2 kv. Wkg. 0-2-4v. 1.5 amps.	4/ST/5	3½
HV.309	2500v.	10mA. R.M.S.	4/ST/5 4	HV.323	2500v. 10mA. R.M.S. } 2.5kv. Wkg. 0-2-4v. 1.5 amps.	4/ST/5	3½
HV.310	3000v.	10mA. R.M.S.	4/ST/5 4	HV.324	3000v. 10mA. R.M.S. } 3 kv. Wkg. 0-2-4v. 1.5 amps.	26/ST/5	5½
HV.311	3500v.	10mA. R.M.S.	26/ST/5 5	HV.325	3500v. 10mA. R.M.S. } 3.5kv. Wkg. 0-2-4v. 1.5 amps.	26/ST/6	5½
HV.312	4000v.	10mA. R.M.S.	26/ST/6 5½	HV.326	4000v. 10mA. R.M.S. } 4 kv. Wkg. 0-2-4v. 1.5 amps.	60/ST/5	7
HV.314	4500v.	10mA. R.M.S.	60/ST/6 7½	HV.327	4500v. 10mA. R.M.S. } 4.5kv. Wkg. 0-2-4v. 1.5 amps.	60/ST/6	7½
HV.317	5000v.	10mA. R.M.S.	25/ST/6 8	HV.328	5000v. 10mA. R.M.S. } 5 kv. Wkg. 0-2-4v. 1.5 amps.	25/ST/7	9
A.481	0-2-4v. 0-4-6.3v.	2.0A. 2kv. Wkg. 1.5A. 2kv. Wkg.	84/ST/5 3	HV.305	1000v. 10mA. R.M.S. } 1 kv. Wkg. 0-2-4v. 1.5 Amps. } 1 kv. Wkg. 4v. 1.5 Amps.	4/ST/4	3
A.491	0-2-4v. 0-2-4v.	2.0A. 2kv. Wkg. 1.5A. 2kv. Wkg.	84/ST/5 3	HV.306	1500v. 10mA. R.M.S. } 1.5kv. Wkg. 0-2-4v. 1.5 Amps. } 1.5kv. Wkg. 4v. 1.5 Amps.	4/ST/5	3½
A.482	0-2-4v. 0-4-6.3v.	2.0A. 3kv. Wkg. 1.5A. 3kv. Wkg.	4/ST/4 3½	HV.308	2000v. 10mA. R.M.S. } 2 kv. Wkg. 0-2-4v. 1.5 Amps. } 2 kv. Wkg. 4v. 1.5 Amps.	4/ST/5	3½
A.492	0-2-4v. 0-2-4v.	2.0A. 3kv. Wkg. 1.5A. 3kv. Wkg.	4/ST/4 3½				
A.483	0-2-4v. 0-4-6.3v.	2.0A. 4kv. Wkg. 1.5A. 4kv. Wkg.	4/ST/4 3½				
A.493	0-2-4v. 0-2-4v.	2.0A. 4kv. Wkg. 1.5A. 4kv. Wkg.	4/ST/4 3½				
A.484	0-2-4v. 0-4-6.3v.	2.0A. 5kv. Wkg. 1.5A. 5kv. Wkg.	26/ST/5 4½				
A.494	0-2-4v. 0-2-4v.	2.0A. 5kv. Wkg. 1.5A. 5kv. Wkg.	26/ST/5 4½				

★Transformers HV.320-HV.328 inclusive are provided with a rectifier heater winding only (tapped at 2 and 4 volts) joined to one end of the E.H.T. winding; the whole secondary being insulated for the full working potential, so that a positive or a negative D.C. supply can be obtained. Transformers HV.305, HV.306 and HV.308 are provided with two separate heater windings each insulated for the full working voltage of the E.H.T. winding.

Items printed in italics are now obsolete and are available to order only

For dimensions see Drawing No. A1180 at back of catalogue
Terminal positions supplied on request

For prices see current lists
Telephone Christchurch 1734

OUTSPAN Series

E.H.T. TRANSFORMERS

ALL PRIMARIES 10-0-200-220-240v. 50 cycles.

ELECTROSTATICALLY SCREENED

Cat. No.	Rating	Size	Wgt. lbs.	Cat. No.	Rating	Size	Wgt. lbs.		
HV.374	1500v. 10mA. R.M.S. } 0-2-4v. 2.0 Amps. } 0-4-6.3v. 1.5 Amps }	1.5kv. Wkg. 1.5kv. Wkg.	442/HS/20	3½	HV.384	4500v. 10mA. R.M.S. } 0-2-4v. 2.0 amps. } 0-4-6.3v. 1.5 amps. }	4.5kv. Wkg. 4.5kv. Wkg.	428/HS/28	11
HV.377	2000v. 10mA. R.M.S. } 0-2-4v. 2.0 Amps. } 0-4-6.3v. 1.5 Amps }	2 kv. Wkg. 2 kv. Wkg.	404/HS/20	5½	HV.387	5000v. 10mA. R.M.S. } 0-2-4v. 2.0 Amps. } 0-4-6.3v. 1.5 Amps }	5 kv. Wkg. 5 kv. Wkg.	245/HS/24	13
HV.379	2500v. 10mA. R.M.S. } 0-2-4v. 2.0 Amps. } 0-4-6.3v. 1.5 Amps }	2.5kv. Wkg. 2.5kv. Wkg.	475/HS/20	5½	AV.471	0-2-4v. 2.0 Amps. } 0-4-6.3v. 1.5 Amps. }	3 kv. Wkg. 3 kv. Wkg.	404/HS/16	3½
HV.380	3000v. 10mA. R.M.S. } 0-2-4v. 2.0 Amps. } 0-4-6.3v. 1.5 Amps }	3 kv. Wkg. 3 kv. Wkg.	460/HS/20	8½	AV.473	0-2-4v. 2.0 Amps. } 0-4-6.3v. 1.5 Amps. }	5 kv. Wkg. 5 kv. Wkg.	475/HS/24	5½
HV.381	3500v. 10mA. R.M.S. } 0-2-4v. 2.0 Amps. } 0-4-6.3v. 1.5 Amps }	3.5kv. Wkg. 3.5kv. Wkg.	460/HS/24	8½	AV.475	4v. 2.0 amps.	3 kv. Wkg.	440/HS/20	3½
HV.382	4000v. 10mA. R.M.S. } 0-2-4v. 2.0 Amps. } 0-4-6.3v. 1.5 Amps }	4 kv. Wkg. 4 kv. Wkg.	428/HS/24	10½	AV.477	4v. 2.0 Amps.	6 kv. Wkg.	442/HS/20	3½
					AV.479	4v. 2.0 Amps.	10 kv. Wkg.	475/HS/28	5

★Types HV.374 to HV.387 are provided with a rectifier heater winding joined to one end of the E.H.T. winding; the whole secondary being insulated for the full working potential so that a positive or negative D.C. supply can be obtained. The second heater winding (for C.R.T.) is insulated to withstand the peak inverse voltage which could be developed by the E.H.T. winding under certain circuit conditions, and is electrostatically screened from all other windings.

Items printed in italics are now obsolete and are available to order only

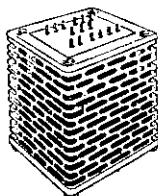
For dimensions see Drawing No. A1070 at back of catalogue on which sizes quoted are container dimensions only; height allowance should be made for E.H.T. terminal bushing. Terminal positions supplied on request

For prices see current lists
Telephone Christchurch 1734

HENGIST Series

ALL PRIMARIES 10-0-200-220-240v. 50 cycles.

ELECTROSTATICALLY SCREENED



Electrojumble.org.uk

Gardners

MAINS TRANSFORMERS

Cat. No.	Secondary Rating	Size	Wgt. lbs.
RH.102/6	250-0-250v. 6.3v. 6.3v. 25mA. 0.6 amp. 1 amp.	116/U/6	2½
RH.104/6	250-0-250v. 6.3v. 6.3v. 40mA. 1 amp. 1.6 amps.	42/U/5	4½
RH.106	250-0-250v. 0-4-5v. 0-4-6.3v. 60mA. 2.5 amps. 4 amps.	4/U/5	5½
RH.106/6	250-0-250v. 0-6.3v. 0-6.3v. 60mA. 1 amp. 4 amps.	4/U/5	5½
RH.107	250-0-250v. 0-4-5v. 0-4-6.3v. 80mA. 2.5 amps. 4 amps.	4/U/5	5½
RH.108	250-0-250v. 0-4-5v. 0-4-6.3v. 100mA. 2.5 amps. 4 amps.	4/U/6	5½
RH.108/6	250-0-250v. 0-6.3v. 0-6.3v. 100mA. 1 amp. 4 amps.	4/U/6	5½
RH.109	250-0-250v. 0-4-5v. 0-4-6.3v. 120mA. 2.5 amps. 5 amps.	26/U/6	7
RH.109/6	250-0-250v. 0-5-6.3v. 0-6.3v. 120mA. 2.5 amps. 5 amps.	26/U/6	7
RH.168	250-0-250v. 0-4-5v. 0-4-6.3v. 0-4-6.3v. 180mA. 1.5 amps. 2 amps. 4 amps.	60/U/6	9
RH.172	250-0-250v. 0-4-5v. 0-4-6.3v. 0-4-6.3v. 250mA. 3.5 amps. 4 amps. 4 amps.	60/U/8	11½
RH.173	300-0-300v. 0-4-5v. 0-4-6.3v. 60mA. 2.5 amps. 4 amps.	4/U/5	5½
RH.110	300-0-300v. 0-4-5v. 0-4-6.3v. 80mA. 2.5 amps. 4 amps.	4/U/5	5½
RH.110/6	300-0-300v. 0-6.3v. 0-6.3v. 80mA. 1 amp. 4 amps.	4/U/5	5½
RH.174	300-0-300v. 0-4-5v. 0-4-6.3v. 100mA. 2.5 amps. 4 amps.	4/U/6	5½
RH.174/6	300-0-300v. 0-6.3v. 0-6.3v. 100mA. 1 amp. 4 amps.	4/U/6	5½
RH.175	300-0-300v. 0-4-5v. 0-4-6.3v. 120mA. 2.5 amps. 5 amps.	26/U/6	7
RH.175/6	300-0-300v. 0-5-6.3v. 0-6.3v. 120mA. 2.5 amps. 5 amps.	26/U/6	7½

Cat. No.	Secondary Rating	Size	Wgt. lbs.
RH.176	300-0-300v. 0-4-5v. 0-4-6.3v. 0-4-6.3v. 180mA. 3.5 amps. 2 amps. 4 amps.	60/U/6	9
RH.178	300-0-300v. 0-4-5v. 0-4-6.3v. 0-4-6.3v. 250mA. 3.5 amps. 4 amps. 4 amps.	60/U/8	11½
RH.111	350-0-350v. 0-4-5v. 0-4-6.3v. 60mA. 2.5 amps. 4 amps.	4/U/5	5½
RH.111/6	350-0-350v. 0-6.3v. 0-6.3v. 60mA. 1 amp. 4 amps.	4/U/5	5½
RH.114	350-0-350v. 0-4-5v. 0-4-6.3v. 80mA. 2.5 amps. 4 amps.	4/U/6	5½
RH.114/6	350-0-350v. 0-6.3v. 0-6.3v. 80mA. 1 amp. 4 amps.	4/U/6	5½
RH.116	350-0-350v. 0-4-5v. 0-4-6.3v. 100mA. 2.5 amps. 5 amps.	26/U/6	7
RH.121	350-0-350v. 0-4-5v. 0-4-6.3v. 0-4-6.3v. 120mA. 2.5 amps. 3 amps. 3 amps.	60/U/6	9
RH.121/6	350-0-350v. 0-5-6.3v. 6.3v. 6.3v. 120mA. 2.5 amps. 3 amps. 3 amps.	60/U/6	9½
<i>RH.122</i>	<i>050-0-350v. 0-4-5v. 0-4-6.3v. 0-4-6.3v. 120mA. 2.5 amps. 3 amps. 3 amps.</i>	<i>60/U/6</i>	<i>9½</i>
<i>RH.123</i>	<i>350-0-350v. 0-4-5v. 0-4-6.3v. 0-4-6.3v. 180mA. 3.5 amps. 3 amps. 3 amps.</i>	<i>60/U/8</i>	<i>10½</i>
RH.180	350-0-350v. 0-4-5v. 0-4-6.3v. 0-4-6.3v. 250mA. 3.5 amps. 4 amps. 4 amps.	60/U/9	12½
RH.183	400-350-0-350-400v. 0-4-5v. 0-4-6.3v. 0-4-6.3v. 120mA. 3.5 amps. 4 amps. 3 amps.	60/U/7	10
RH.130	400-350-0-350-400v. 0-4-5v. 0-4-6.3v. 0-4-6.3v. 180mA. 3.5 amps. 4 amps. 4 amps.	60/U/9	12
RH.133	400-300-0-300-400v. 0-4-5v. 0-4-5v. 0-4-6.3v. 0-4-6.3v. 180mA. 3.5 amps. 3.5 amps. 3 amps. 3 amps.	60/U/9	12

Items printed in italics are now obsolete and are available to order only

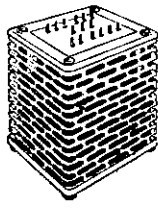
For dimensions see Drawing No. 1110 at back of catalogue

Terminal positions supplied on request

Electrojumble.org.uk

For prices see current lists

Telephone Christchurch 1734



HENGIST Series

Electrojumblers.co.uk

ALL PRIMARIES 10-0-200-220-240v. 50 cycles.
ELECTROSTATICALLY SCREENED

MAINS TRANSFORMERS

Cat. No.	Secondary Rating	Size	Wgt. lbs.
RH.136	400-350-0-350-400v. 250mA. 0-4-5v. 3.5 amps. 0-4-6.3v. 4 amps. 0-4-6.3v. 4 amps. 0-4-6.3v. 2 amps.	25/U/9	14½
RH.187	425-0-425v. 180mA. 0-4-5v. 3.5 amps. 0-4-6.3v. C.T. 4 amps. 0-4-6.3v. C.T. 3 amps.	60/U/9	12
RH.189	450-400-0-400-450v. 120mA. 0-4-5v. 3.5 amps. 0-4-6.3v. 4 amps. 0-4-6.3v. 3 amps.	60/U/7	10½
RH.190	450-400-0-400-450v. 180mA. 0-4-5v. 3.5 amps. 0-4-6.3v. 3 amps. 0-4-6.3v. 3 amps. 0-4-6.3v. 2 amps.	25/U/7	12½
RH.193	450-400-0-400-450v. 250mA. 0-4-5v. 3.5 amps. 0-4-6.3v. 4 amps. 0-4-6.3v. 4 amps. 0-4-6.3v. 3 amps.	25/U/9	14½
RH.138	500-0-500v. 80mA. 0-4-5v. 2.5 amps. 0-4-6.3v. 2 amps. 0-4-6.3v. 2 amps.	60/U/6	9
RH.139	500-0-500v. 100mA. 0-4-5v. 2.5 amps. 0-4-6.3v. 3 amps. 0-4-6.3v. 3 amps.	60/U/7	9½
RH.195	500-400-0-400-500v. 180mA. 0-4-5v. 3.5 amps. 0-4-6.3v. 3 amps. 0-4-6.3v. 3 amps.	25/U/7	12

Cat. No.	Secondary Rating	Size	Wgt. lbs.
RH.147	500-400-0-400-500v. 250mA. 0-4-5v. 3.5 amps. 0-4-6.3v. 3 amps. 0-4-6.3v. 3 amps.	25/U/8	14
RH.188	500-0-500v. 250mA. 0-4-5v. 3.5 amps. 0-4-6.3v. 4 amps. 0-4-6.3v. 4 amps. 0-4-6.3v. 3 amps.	45/U/7	18
LH.414	0-4-5-6.3v. 2 amps.	12/U/6	2½
LH.415	0-4-5-6.3v. 3.5 amps.	84/U/4	2½
LH.416	0-4-5-6.3v. 6 amps.	42/U/4	4
LH.463	6.3v. C.T. 8 amps.	42/U/6	4½
LH.470	0-4-6.3v. C.T. 2 amps. 0-4-6.3v. C.T. 2 amps.	84/U/5	3½
LH.425	0-4-6.3v. 3 amps. 0-4-6.3v. 3 amps. 0-4-6.3v. 3 amps.	4/U/5	5½
LH.430	0-4-5v. 3.5 amps. 0-4-6.3v. 5 amps. 0-4-6.3v. 5 amps.	4/U/6	5½

Items printed in italics are now obsolete and are available to order only

For dimensions see Drawing No. 1110 at back of catalogue

Terminal positions supplied on request

Electrojumblers.co.uk

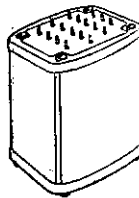
For prices see current lists

Telephone Christchurch 1734

SOLENT Series

ALL PRIMARIES 10-0-200-220-240v. 50 cycles.

ELECTROSTATICALLY SCREENED



Electrojumble.org.uk

Gardners

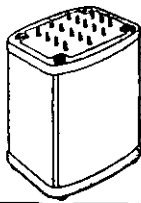
MAINS TRANSFORMERS

Cat. No.	Secondary Rating	Size	Wgt. lbs.
RS.3020	150-0-150v. 6.3v. 6.3v. 25mA. 0.6 amp. 0.6 amp.	9/S/32	3½
RS.3024	150-0-150v. 6.3v. 6.3v. 50mA. 0.6 amp. 1 amp.	10/S/34	4½
RS.3028	150-0-150v. 6.3v. 6.3v. 6.3v. 75mA. 1 amp. 2 amps. 1 amp.	30/S/35	5½
RS.3050	200-0-200v. 6.3v. 6.3v. 25mA. 0.6 amp. 0.6 amp.	9/S/32	3½
RS.3054	200-0-200v. 6.3v. 6.3v. 50mA. 0.6 amp. 1 amp.	10/S/34	4½
RS.3058	200-0-200v. 6.3v. 6.3v. 6.3v. 75mA. 1 amp. 2 amps. 1 amp.	30/S/35	5½
RS.3070	250-0-250v. 6.3v. 6.3v. 25mA. 0.6 amp. 1 amp.	9/S/32	3½
RS.3074	250-0-250v. 6.3v. 6.3v. 50mA. 1 amp. 1.5 amps.	10/S/34	4½
RS.3078	250-0-250v. 6.3v. 6.3v. 6.3v. 75mA. 1 amp. 2 amps. 1 amp.	30/S/35	5½
RS.3082	250-0-250v. 0.5-6.3v. 6.3v. 6.3v. 100mA. 2 amps. 3 amps. 1 amp.	30/S/38	7½
RS.3086	250-0-250v. 0.5-6.3v. 6.3v. 6.3v. 6.3v. 175mA. 3 amps. 3 amps. 2 amps. 1 amp.	50/S/44	13½
RS.3090	250-0-250v. 0.5-6.3v. 6.3v. 6.3v. 6.3v. 250mA. 3 amps. 3 amps. 2 amps. 1 amp.	70/S/42	16½
RS.3094	250-0-250v. 0.5-6.3v. 0.5-6.3v. 6.3v. 6.3v. 6.3v. 350mA. 3 amps. 3 amps. 3 amps. 3 amps. 2 amps.	70/S/52	19½
RS.3098	250-0-250v. 0.5-6.3v. 0.5-6.3v. 6.3v. 6.3v. 6.3v. 500mA. 3 amps. 3 amps. 3 amps. 3 amps. 2 amps.	90/S/50	25

Cat. No.	Secondary Rating	Size	Wgt. lbs.
RS.3100	300-0-300v. 6.3v. 6.3v. 25mA. 1 amp. 1 amp.	9/S/32	3½
RS.3102	300-0-300v. 6.3v. 6.3v. 50mA. 1 amp. 1.5 amps.	10/S/34	4½
RS.3103	Mullard "5-10" low loading. Mullard "3-3" type A Tape Amplifier. Mullard 2 Watt Stereophonic Amplifier. 300-250-0-250-300v. 6.3v. C.T. 80mA. 2 amps. 1 amp.	30/S/35	5½
RS.3110	Mullard "5-10" normal loading Mullard 7 Watt Stereophonic Amplifier 300-250-0-250-300v. 6.3v. C.T. 150mA. 2 amps. 2 amps. 1 amp.	40/S/40	8
RS.3122	350-0-350v. 6.3v. 6.3v. 25mA. 0.6 amp. 1 amp.	10/S/34	4½
RS.3126	350-0-350v. 6.3v. 6.3v. 6.3v. 50mA. 1 amp. 2 amps. 1 amp.	30/S/35	5½
RS.3130	350-300-0-300-350v. 6.3v. 6.3v. 6.3v. 75mA. 1 amp. 2 amps. 1 amp.	30/S/38	7½
RS.3134	350-300-0-300-350v. 0.5-6.3v. 6.3v. 6.3v. 100mA. 2 amps. 3 amps. 1 amp.	40/S/40	8
RS.3138	350-300-0-300-350v. 0.5-6.3v. 6.3v. 6.3v. 6.3v. 175mA. 3 amps. 3 amps. 2 amps. 1 amp.	70/S/42	16½
RS.3142	350-300-0-300-350v. 0.5-6.3v. 6.3v. 6.3v. 6.3v. 250mA. 3 amps. 3 amps. 2 amps. 1 amp.	70/S/52	19½
RS.3146	350-300-0-300-350v. 0.5-6.3v. 0.5-6.3v. 6.3v. 6.3v. 6.3v. 350mA. 3 amps. 3 amps. 3 amps. 3 amps. 2 amps.	90/S/50	25
RS.3150	350-300-0-300-350v. 0.5-6.3v. 0.5-6.3v. 6.3v. 6.3v. 6.3v. 500mA. 3 amps. 3 amps. 3 amps. 3 amps. 2 amps.	90/S/58	38

For dimensions see Drawing No. A1781 at back of catalogue
Terminal positions supplied on request

For prices see current lists
Telephone Christchurch 1734



SOLENT Series

ALL PRIMARIES 10-0-200-220-240v. 50 cycles.
ELECTROSTATICALLY SCREENED

MAINS TRANSFORMERS

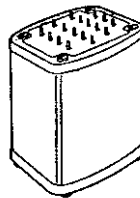
Cat. No.	Secondary Rating	Size	Wgt. lbs.
RS.3165	450-400-0-400-450v. 0-5-6.3v. 75mA. 6.3v. 3 amps. 6.3v. 2 amps. 6.3v. 1 amp.	40/S/40	8
RS.3169	450-400-0-400-450v. 0-5-6.3v. 100mA. 6.3v. 3 amps. 6.3v. 3 amps. 6.3v. 1 amp.	50/S/40	11
RS.3173	450-400-0-400-450v. 0-5-6.3v. 175mA. 6.3v. 3 amps. 6.3v. 3 amps. 6.3v. 2 amps. 6.3v. 1 amp.	70/S/52	19½
RS.3175	Mullard 20 Watt Amplifier 450-410-0-410-450v. 180mA. 6.3v. C.T. 4 amps. 6.3v. C.T. 2.5 amps. 5v. 3 amps.	50/S/44	13½
RS.3177	450-400-0-400-450v. 0-5-6.3v. 250mA. 6.3v. 3 amps. 6.3v. 3 amps. 6.3v. 2 amps. 6.3v. 1 amp.	90/S/50	25
RS.3181	450-400-0-400-450v. 0-5-6.3v. 350mA. 0-5-6.3v. 3 amps. 6.3v. 3 amps. 6.3v. 3 amps. 6.3v. 3 amps. 6.3v. 2 amps.	90/S/58	38
RS.3195	550-500-0-500-550v. 0-5-6.3v. 75mA. 6.3v. 3 amps. 6.3v. 2 amps. 6.3v. 1 amp.	50/S/40	11
RS.3199	550-500-0-500-550v. 0-5-6.3v. 100mA. 6.3v. 3 amps. 6.3v. 3 amps. 6.3v. 1 amp.	50/S/44	13½
RS.3206	550-500-0-500-550v. 0-5-6.3v. 175mA. 0-5-6.3v. 3 amps. 6.3v. 3 amps. 6.3v. 3 amps. 6.3v. 2 amps. 6.3v. 1 amp.	70/S/52	19½
RS.3211	550-500-0-500-550v. 0-5-6.3v. 250mA. 0-5-6.3v. 3 amps. 6.3v. 3 amps. 6.3v. 3 amps. 6.3v. 2 amps. 6.3v. 1 amp.	90/S/50	25

Cat. No.	Secondary Rating	Size	Wgt. lbs.
RS.3216	550-500-0-500-550v. 350mA. 0-5-6.3v. 3 amps. 0-5-6.3v. 3 amps. 6.3v. 3 amps. 6.3v. 3 amps. 6.3v. 2 amps.	90/S/58	38
LS.4022	6.3v. 0.6 amp.	7/S/22	1½
LS.4024	0-4-5-6.3v. 0.3 amp. 0-4-5-6.3v. 0.3 amp. (Secondaries phased to give 6.3-5-4-0-4-5-6.3v. 0.3 amps. series connected. Suitable for transistor power supplies)	7/S/22	1½
LS.4028	0-4-5-6.3v. 1.5 amps.	8/S/26	2
LS.4034	0-4-5-6.3v. 2.5 amps.	9/S/26	2½
LS.4042	0-4-5-6.3v. 2 amps. 0-4-5-6.3v. 2 amps.	9/S/26	3½ 5/9
LS.4050	0-4-5-6.3v. 5 amps.	9/S/32	3½
LS.4057	0-4-5-6.3v. 3 amps. 0-4-5-6.3v. 3 amps.	10/S/34	4½
LS.4065	6.3v. 8 amps.	10/S/34	4½
LS.4072	0-4-5-6.3v. 4 amps. 0-4-5-6.3v. 3 amps. 0-4-5-6.3v. 3 amps.	30/S/35	5½
LS.4080	6.3v. 12 amps.	30/S/35	5½
LS.4086	6.3v. 16 amps.	30/S/38	7½
LS.4093	6.3v. 20 amps.	40/S/40	8
LS.4095	6.3v. 15 amps. 6.3v. 15 amps.	50/S/44	12
LS.4096	6.3v. 20 amps. 6.3v. 20 amps. 6.3v. 20 amps.	90/S/50	25

For dimensions see Drawing No. A1781 at back of catalogue
Terminal positions supplied on request

For prices see current lists
Telephone Christchurch 1734

SOLENT Series



Electrojumble.org.uk

Gardners

ALL PRIMARIES 10-0-200-220-240v. 50 cycles.

**MAINS TRANSFORMERS FOR
BRIDGE RECTIFIER CIRCUITS**

Cat. No.	Secondary Rating All current ratings are R.M.S.	Approx. Max. D.C. output (See note)	Size	Weight lbs.	
BS.6010	5-0-5-60-90-105v. 6.3v. 6.3v.	60mA. 1 amp. 0.6 amp.	34-43mA.	9/S/32	3½
BS.6014	5-0-5-90-105-120v. 6.3v. 6.3v. 6.3v.	105mA. 1 amp. 1 amp. 0.6 amp.	60-75mA.	10/S/32	4
BS.6018	5-0-5-150-205-215v. 6.3v. 6.3v. 6.3v.	130mA. 2 amps. 2 amps. 2 amps.	75-93mA.	30/S/35	5½
BS.6022	10-0-10-200-230-260v. 6.3v. 6.3v.	140mA. 2 amps. 2 amps.	80-100mA.	30/S/35	5½
BS.6024	10-0-10-180-210-240v. 6.3v. 6.3v. 6.3v.	175mA. 3 amps. 2 amps. 2 amps.	100-125mA.	30/S/38	7½
BS.6030	20-0-20-260-320-380v. 6.3v. 6.3v. 6.3v.	175mA. 3 amps. 2 amps. 2 amps.	100-125mA.	40/S/40	8
BS.6036	10-0-10-190-220-250v. 6.3v. 6.3v. 6.3v.	210mA. 3 amps. 2 amps. 1 amp.	120-150mA.	30/S/38	7½
BS.6040	20-0-20-260-320-380v. 6.3v. 6.3v. 6.3v.	210mA. 3 amps. 2 amps. 1 amp.	120-150mA.	40/S/40	8
BS.6044	10-0-10-320-350-380v. 6.3v. 6.3v. 6.3v.	230mA. 3 amps. 2 amps. 2 amps.	130-160mA.	50/S/40	11
BS.6050	20-0-20-500-560-620v. 6.3v. 6.3v. 6.3v.	230mA. 3 amps. 2 amps. 2 amps.	130-160mA.	70/S/42	16½
BS.6055	20-0-20-580-640-700v. 6.3v. 6.3v. 6.3v.	315mA. 3 amps. 3 amps. 3 amps.	180-225mA.	70/S/52	19½

Note: The approximate D.C. rating given is for guidance only and will depend on the type of rectifier and circuit used.

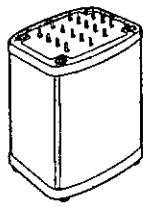
For dimensions see Drawing No. A1781 at back of catalogue

Terminal positions supplied on request

Electrojumble.org.uk

For prices see current lists

Telephone Christchurch 1734



SOLENT Series

Electrojumble.org.uk

MAINS TRANSFORMERS FOR BRIDGE RECTIFIER CIRCUITS

ALL PRIMARIES 10-0-200-220-240v. 50 cycles.

Cat. No.	Secondary Rating All current ratings are R.M.S.	Approx. Max. D.C. output (See note)	Size	Weight lbs.
BS.6060	10-0-10-220-250-280v. 3 350mA. 6.3v. 3 amps. 6.3v. 3 amps. 6.3v. 3 amps.	200-250mA.	50/S/44	13½
BS.6066	20-0-20-380-440-500v. 3 350mA. 6.3v. 3 amps. 6.3v. 3 amps. 6.3v. 3 amps.	200-250mA.	70/S/52	19½
BS.6072	10-0-10-380-410-440v. 3 440mA. 6.3v. 3 amps. 6.3v. 3 amps. 6.3v. 3 amps.	230-315mA.	70/S/52	19½
BS.6076	20-0-20-320-380-440v. 3 700mA. 6.3v. 3 amps. 6.3v. 3 amps. 6.3v. 3 amps. 6.3v. 3 amps.	400-500mA.	90/S/58	38
BS.6080	20-0-20-500-540-580v. 3 700mA. 6.3v. 3 amps. 6.3v. 3 amps. 6.3v. 3 amps. 6.3v. 3 amps.	400-500mA.	90/S/58	38
BS.6086	10-0-10-300-330-360v. 3 1.05A. 6.3v. 3 amps. 6.3v. 3 amps. 6.3v. 3 amps. 6.3v. 3 amps.	600-750mA.	90/S/58	38
BS.6090	10-5-2.5-0-15.6-31-62v. 2.2 amps.	1.25-1.55A	50/S/44	13½
BS.6096	10-5-2.5-0-15.6-31-62v. 4.4 amps.	2.5-3.15A.	90/S/50	25
BS.6100	10-5-2.5-0-15.6-31-62v. 8.0 amps.	4.5-5.75A.	90/S/58	38
BS.6102	2.5-0-15.6v. 1.5A.	0.86-1.07A.	9/S/26	2½
BS.6104	*2.5-0-2.5-15.6v. 5.25 amps.	3-3.75A.	40/S/40	8
BS.6110	2.5-0-2.5-15.6v. 11.2 amps.	6-8A.	70/S/42	16½
BS.6116	2.5-0-2.5-15.6v. 21 amps.	12-15A.	90/S/50	25
BS.6117	2.5-0-15.6-31v. 1.4A.	0.8-1A.	10/S/34	4½
BS.6118	2.5-0-15.6-31v. 3.2A.	1.84-2.3A.	30/S/38	7½
BS.6120 formerly BS.6020	*5-0-5-31v. 5.25 amps.	3-3.75A.	70/S/42	16½
BS.6126 formerly BS.6026	5-0-5-31v. 11.2 amps.	6-8A.	90/S/50	25

Notes: Transformers marked * have regulation of approximately 3%. All others do not exceed 7% regulation on the rectifier windings, thus being within the rectifier manufacturers' specified limit for off load voltage. The approximate D.C. rating given is for guidance only and will depend on the type of rectifier and circuit used.

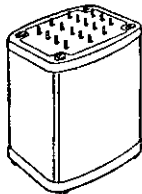
For dimensions see Drawing No. A1781 at back of catalogue
Terminal positions supplied on request

Electrojumble.org.uk

For prices see current lists
Telephone Christchurch 1734

SOLENT Series

ALL PRIMARIES 10-0-200-220-240v. 50 cycles.
ELECTROSTATICALLY SCREENED



Electrojumble.org.uk

Gardners

MAINS TRANSFORMERS FOR WESTINGHOUSE AND S.T.C. CONTACT COOLED RECTIFIERS

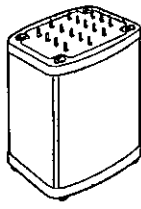
Cat. No.	Secondary Rating	Rectifier Type	Circuit	mA. D.C. Output	Size	Weight lbs.
TS.8000	10-0-100-115v. 180mA. R.M.S. 6.3v. C.T. 0.5A. 6.3v. C.T. 0.5A.	C2D 1 off	Voltage doubler	60	9/S/26 incorporating grain oriented cores	2½
TS.8004	10-0-110-115v. 150mA. R.M.S. 6.3v. C.T. 1A. 6.3v. C.T. 1A.	C2H 1 off 18RA1-1-8-1 1 off	Half wave	60	10/S/34	4½
TS.8008	20-0-200-230v. 56mA. R.M.S. 6.3v. C.T. 1.5A. 6.3v. C.T. 1.5A.	16RC1-1-16-1 1 off 16RD2-2-8-1 1 off	Half wave Bridge	20 40	10/S/34	4½
TS.8016	125-100-0-100-125v. 150mA. R.M.S. 6.3v. C.T. 1.5A. 6.3v. C.T. 1.5A. 6.3v. C.T. 1.5A.	C2D 18RA1-1-16-1 1 off C2V 18RA1-1-8-2 1 off	Half wave Push-pull	60 120	30/S/35	5½
TS.8018	125-100-0-100-125v. 300mA. R.M.S. 6.3v. C.T. 1A. 6.3v. C.T. 2A.	C3D 18RA1-1-8-2 1 off C3V 1 off 18RA1-1-8-2 2 off	Half wave Push-pull	120 240	30/S/38	7½
TS.8024	10-0-100-115v. 360mA. R.M.S. 6.3v. C.T. 1A. 6.3v. C.T. 1A. 6.3v. C.T. 2A.	C3H 1 off C3D 1 off	Half-wave Voltage doubler	120 120	30/S/35	5½
TS.8026	10-0-100-115v. 900mA. R.M.S. 6.3v. C.T. 1A. 6.3v. C.T. 1A. 6.3v. C.T. 2A.	FC.31	Voltage doubler	300	50/S/40	11

For dimensions see Drawing No. A1781 at back of catalogue
Terminal positions supplied on request

Electrojumble.org.uk

For prices see current lists
Telephone Christchurch 1734

Gardners



SOLENT Series

Electrojumble.org.uk

TRANSFORMERS FOR
WESTINGHOUSE AND S.T.C. CONTACT
COOLED RECTIFIERS

ALL PRIMARIES 10-0-200-220-240v. 50 cycles.
ELECTROSTATICALLY SCREENED

Cat. No.	Secondary Rating	Rectifier Type	Circuit	mA. D.C. Output	Size	Weight lbs.
TS.8030	250-225-0-225-250v. 120mA. R.M.S. 6.3v. C.T. 1A. 6.3v. C.T. 1A. 6.3v. C.T. 1A.	C2D 18RA1-1-16-1 2 off	Push-pull	120	30/S/38	7½
TS.8031	20-0-200-230v. 600mA. R.M.S. 6.3v. C.T. 1A. 6.3v. C.T. 1A. 6.3v. C.T. 1.5A.	FC.101 1 off	Half wave Voltage doubler	200 200	50/S/44 incorporating grain oriented cores	13½
TS.8032	250-225-0-225-250v. 240mA. R.M.S. 6.3v. C.T. 1.5A. 6.3v. C.T. 1.5A.	C3D 18RA1-1-8-2 2 off	Push-pull	240	40/S/40	8
TS.8033	20-0-200-230v. 750mA. R.M.S. 6.3v. C.T. 1A. 6.3v. C.T. 2A. 6.3v. C.T. 2A.	FC.31	Half wave	300	50/S/44 incorporating grain oriented cores	13½
TS.8034	20-0-200-230v. 168mA. R.M.S. 6.3v. C.T. 2A. 6.3v. C.T. 2A.	C3B 18RD2-2-8-1	Bridge	120	30/S/35	5½
TS.8035	20-0-200-230v. 336mA. R.M.S. 6.3v. C.T. 1.5A. 6.3v. C.T. 1.5A.	C3D 2 off FC.102 1 off	Bridge	240	30/S/38	7¼
TS.8037	5-0-5-12v. 1.4A R.M.S.	LT.61	Bridge	1 Amp.	9/S/26 incorporating grain oriented cores	2½

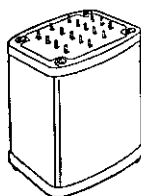
For dimensions see Drawing No. A1781 at back of catalogue
Terminal positions supplied on request

Electrojumble.org.uk

For prices see current lists
Telephone Christchurch 1734

SOLENT *Series*

ALL PRIMARIES 10-0-200-220-240v. 50 cycles.
ELECTROSTATICALLY SCREENED



Electrojumble.org.uk

A/L 2

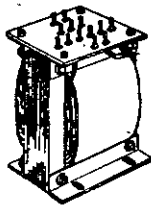


TRANSISTOR POWER SUPPLY TRANSFORMERS

Cat. No.	Secondary Rating	D.C. after Bridge Rectification		Size	Weight lbs.
		Choke Input	Condenser Input		
TP.1000	1v. to 24v. tapped every 1v. 2A. R.M.S.	2A.	1.25A.	10/S/32	4½ 53/6
TP.1002	2v. to 48v. tapped every 2v. 2A. R.M.S.	2A.	1.25A.	30/S/38	7½ 78/9
TP.1004	1v. to 24v. tapped every 1v. 4A. R.M.S.	4A.	2.5A.	30/S/38	7½ 78/9
TP.1006	250v. tapped every 50v. 40mA. R.M.S. 1v. to 24v. tapped every 1v. 1.6A R.M.S.	1.6A.	1A.	10/S/32	4½ 68/3
TP.1008	250v. tapped every 50v. 80mA. R.M.S. 2v. to 48v. tapped every 2v. 2A. R.M.S.	2A.	1.25A.	30/S/38	7½
TP.1009	250v. tapped every 50v. 40mA. R.M.S. 1v. to 24v. tapped every 1v. 2.5A. R.M.S.	2.5A.	1.56A.	30/S/38	7½
TP.1010	250v. tapped every 50v. 100mA. R.M.S. 2v. to 48v. tapped every 2v. 4A. R.M.S.	4A.	2.5A.	50/S/44	12½
TP.1012	250v. tapped every 50v. 80mA. R.M.S. 1v. to 24v. tapped every 1v. 5A. R.M.S.	5A.	3.2A.	40/S/44	10
TP.1014	250v. tapped every 50v. 100mA. R.M.S. 2v. to 48v. tapped every 2v. 5A. R.M.S.	5A.	3.2A.	70/S/52	20½

For dimensions see Drawing No. A1781 at back of catalogue
Terminal positions supplied on request

For prices see current lists
Telephone Christchurch 1734



MINIFORD

Series

ALL PRIMARIES 10-0-200-220-240v. 50 cycles.
ELECTROSTATICALLY SCREENED

MAINS TRANSFORMERS

Cat. No.	Secondary Rating	Size	Wgt. lbs.
MR.200	0-250v. 25mA. half-wave, or 0-6.3v. 40mA. bridge 1.5A.	279/M/10	2
MR.202	250-0-250v. 0-6.3v	50mA. 2A.	43/M/8 2
MR.205	250-0-250v. 0-5v. 0-6.3v.	60mA. 2A. 3A.	280/M/9 3½
MR.206	250-0-250v. 0-5-6.3v. 0-6.3v.	75mA. 1A. 4A.	280/M/12 4
MR.208	250-0-250v. 0-5-6.3v. 0-6.3v.	100mA. 2.5A. 4A.	174/M/10 3½
MR.209	250-0-250v. 0-5-6.3v. 0-6.3v.	120mA. 2.8A. 4A.	174/M/10 3½
MR.212	250-0-250v. 0-5-6.3v. 0-6.3v. 0-6.3v.	180mA. 3A. 1A. 5A.	173/M/12 6½
MR.215	300-0-300v. 0-5-6.3v. 0-6.3v.	60mA. 2.8A. 4A.	280/M/14 4½

Cat. No.	Secondary Rating	Size	Wgt. lbs.
MR.220	300-0-300v. 0-6.3v. C.T. 0-6.3v. C.T. 0-6.3v.	150mA. 2A. 2A. 1A.	174/M/14 6
MR.222	300-0-300v. 0-5-6.3v. 0-6.3v. 0-6.3v.	250mA. 3.5A. 3A. 5A.	173/M/16 9½
MR.230	500-400-0-400-500v. 0-5v. 0-6.3v. 0-6.3v.	250mA. 3.5A. 3A. 3A.	248/M/14 12
LM.612	0-6.3v.	1A.	120/M/6 1
LM.614	3.15-2.5-0-2.5-3.15v.	2A.	120/M/8 1½
LM.625	0-6.3v. 0-6.3v. 0-5-6.3v.	3A. 4A. 3A.	280/M/9 3½
LM.663	0-5-6.3v. 0-5-6.3v.	2A. 2A.	279/M/10 2
LM.670	0-6.3v. C.T.	6A.	43/M/8 2

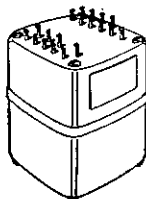
For dimensions see Drawing No. A1965 at back of catalogue
Terminal positions supplied on request

For prices see current lists
Telephone Christchurch 1734

GAMMA Series

ALL PRIMARIES 10-0-200-220-240v. 50 cycles.

ELECTROSTATICALLY SCREENED



Electrojumble.org.uk

Gardners

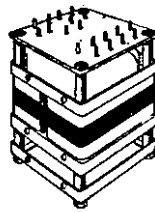
MAINS TRANSFORMERS

Cat. No.	Secondary Rating	Size	Wgt. lbs.
RC.2107	250-0-250v. 0-4.5v. 2.5 amps. 0-4-6.3v. 3 amps. 0-4-6.3v. 2 amps.	4024K	5½
RC.2109	250-0-250v. 0-4.5v. 3 amps. 0-4-6.3v. 3 amps. 0-4-6.3v. 3 amps.	5018E	6½
RC.2113	300-250-0-250-300v. 0-4.5v. 3 amps. 0-4-6.3v. 3 amps. 0-4-6.3v. 3 amps.	5024H	8½
RC.2145	350-300-0-300-350v. 0-4.5v. 3 amps. 0-4-6.3v. 3 amps. 0-4-6.3v. 3 amps.	5018E	6½
RC.2151	350-300-0-300-350v. 0-4.5v. 3 amps. 0-4-6.3v. 3 amps. 0-4-6.3v. 4 amps.	5024H	8½
RC.2156	350-0-350v. 0-4.5v. 3 amps. 0-4-6.3v. 3 amps. 0-4-6.3v. 4 amps.	5032K	9½
RC.2161	350-300-0-300-350v. 0-4.5v. 3 amps. 0-4-6.3v. 3 amps. 0-4-6.3v. 4 amps.	7024H	13½
RC.2166	450-400-0-400-450v. 0-4.5v. 3 amps. 0-4-6.3v. 3 amps. 0-4-6.3v. 5 amps.	5032K	9½
RC.2169	450-400-0-400-450v. 0-4.5v. 3 amps. 0-4-6.3v. 3 amps. 0-4-6.3v. 3 amps. 0-4-6.3v. 4 amps.	7024H	13½
RC.2171	450-400-0-400-450v. 0-4.5v. 3 amps. 0-4-6.3v. 3 amps. 0-4-6.3v. 4 amps. 0-4-6.3v. 4 amps.	7032K	18

Cat. No.	Secondary Rating	Size	Wgt. lbs.
RC.2177	500-0-500v. 0-4.5v. 3 amps. 0-4-6.3v. 3 amps. 0-4-6.3v. 5 amps.	7018E	11½
RC.2180	500-0-500v. 0-4.5v. 3 amps. 0-4-6.3v. 3 amps. 0-4-6.3v. 6 amps.	7024H	13½
RC.2184	500-0-500v. 0-4.5v. 3.5 amps. 0-4-6.3v. 4 amps. 0-4-6.3v. 4 amps. 0-4-5-6.3v. 3.5 amps.	7032K	15
LC.2415	0-4-5-6.3v. 2 amps.	1012E	2½
LC.2418	0-4-5-6.3v. 4 amps.	1024K	3
LC.2421	0-4-6.3v. C.T. 1 amp.	1008A	2½
LC.2424	0-4-6.3v. C.T. 2 amps.	1012E	2½
LC.2427	0-4-6.3v. C.T. 5 amps.	1024K	3
LC.2429	0-4-6.3v. C.T. 10 amps.	3020K	3½
LC.2431	0-6.3v. 0.6 amps. 0-6.3v. 0.6 amps.	1008A	2
LC.2436	0-4-5-6.3v. 3 amps. 0-4-5-6.3v. 3 amps.	3016H	3½
LC.2439	0-4-6.3v. C.T. 2 amps. 0-4-6.3v. C.T. 3 amps.	5016H	3½
LC.2443	0-4-6.3v. C.T. 2 amps. 0-4-6.3v. 2 amps. 0-4-6.3v. 3 amps.	3020K	4
LC.2447	0-4-5v. 3 amps. 0-4-5-6.3v. 3 amps. 0-4-6.3v. 3 amps. 0-4-6.3v. 3 amps.	4024K	5½
LC.2455	Primary 6.3v. 50 cycles Secondary 6.3v. 0.6 amps.	52808A	1½

For dimensions see Drawing No. A.1190 at back of catalogue
Terminal positions supplied on request

For prices see current lists
Telephone Christchurch 1734



DELTA Series

Electrojumble.org.uk

ALL PRIMARIES 10-0-200-220-240v. 50 cycles.
ELECTROSTATICALLY SCREENED

MAINS TRANSFORMERS

Cat. No.	Secondary Rating	Size	Wgt. lbs.
RD.1106	250-0-250v. 0-4-5v. 3 amps. 0-4-6.3v. 3 amps. 0-4-6.3v. 2 amps.	60mA. 40/U/24	4
RD.1108	250-0-250v. 0-4-5v. 3 amps. 0-4-6.3v. 3 amps. 0-4-6.3v. 3 amps.	100mA. 50/U/18	4½
RD.1112	250-0-250v. 0-4-5v. 3 amps. 0-4-6.3v. 3 amps. 0-4-6.3v. 3 amps. 0-4-6.3v. 2 amps.	180mA. 50/U/32	7
RD.1118	250-0-250v. 0-4-5v. 3 amps. 0-4-6.3v. 4 amps. 0-4-6.3v. 3 amps. 0-4-6.3v. 2 amps.	250mA. 70/U/18	8½
RD.1123	300-0-300v. 0-4-5v. 3 amps. 0-4-6.3v. 3 amps. 0-4-6.3v. 2 amps.	60mA. 40/U/24	4
RD.1128	300-0-300v. 0-4-5v. 3 amps. 0-4-6.3v. 3 amps. 0-4-6.3v. 3 amps.	100mA. 50/U/24	6½
RD.1133	300-0-300v. 0-4-5v. 3 amps. 0-4-6.3v. 3 amps. 0-4-6.3v. 3 amps. 0-4-6.3v. 2 amps.	180mA. 50/U/32	7
RD.1139	300-0-300v. 0-4-5v. 3 amps. 0-4-6.3v. 4 amps. 0-4-6.3v. 3 amps. 0-4-6.3v. 2 amps.	250mA. 70/U/24	10
RD.1144	350-0-350v. 0-4-5v. 3 amps. 0-4-6.3v. 3 amps. 0-4-6.3v. 2 amps.	60mA. 50/U/18	4½
RD.1146	350-0-350v. 0-4-5v. 3 amps. 0-4-6.3v. 3 amps. 0-4-6.3v. 3 amps.	80mA. 50/U/18	5
RD.1148	350-0-350v. 0-4-5v. 3 amps. 0-4-6.3v. 3 amps. 0-4-6.3v. 3 amps.	100mA. 50/U/24	6½
RD.1150	350-0-350v. 0-4-5v. 3 amps. 0-4-6.3v. 4 amps. 0-4-6.3v. 3 amps.	120mA. 50/U/24	6½
RD.1155	350-0-350v. 0-4-5v. 3 amps. 0-4-6.3v. 3 amps. 0-4-6.3v. 3 amps. 0-4-6.3v. 2 amps.	180mA. 50/U/32	7½

Cat. No.	Secondary Rating	Size	Wgt. lbs.
RD.1160	350-0-350v. 0-4-5v. 3 amps. 0-4-6.3v. 4 amps. 0-4-6.3v. 3 amps. 0-4-6.3v. 2 amps.	250mA. 70/U/24	10½
RD.1165	450-400-0-400-450v. 0-4-5v. 3 amps. 0-4-6.3v. 4 amps. 0-4-6.3v. 3 amps.	120mA. 50/U/32	7½
RD.1168	450-400-0-400-450v. 0-4-5v. 3 amps. 0-4-6.3v. 3 amps. 0-4-6.3v. 3 amps. 0-4-6.3v. 2 amps.	180mA. 70/U/24	10½
RD.1171	450-400-0-400-450v. 0-4-5v. 3 amps. 0-4-6.3v. 4 amps. 0-4-6.3v. 3 amps. 0-4-6.3v. 2 amps.	250mA. 70/U/32	11½
RD.1176	550-500-0-500-550v. 0-4-5v. 3.5 amps. 0-4-6.3v. 4 amps. 0-4-6.3v. 3 amps. 0-4-6.3v. 2 amps.	120mA. 70/U/24	10½
RD.1179	550-500-0-500-550v. 0-4-5v. 3.5 amps. 0-4-6.3v. 4 amps. 0-4-6.3v. 3 amps. 0-4-6.3v. 2 amps. 0-4-6.3v. 2 amps.	180mA. 70/U/32	11½
RD.1183	550-500-0-500-550v. 0-4-5v. 3.5 amps. 0-4-6.3v. 4 amps. 0-4-6.3v. 3 amps. 0-4-6.3v. 2 amps. 0-4-6.3v. 2 amps.	250mA. 90/U/24	14½
LD.1414	0-4-5-6.3v. 2 amps.	10/U/12	2
LD.1417	0-4-5-6.3v. 4 amps.	10/U/24	2½
LD.1420	0-4-6.3v. C.T. 2 amps.	10/U/12	2
LD.1423	0-4-6.3v. C.T. 5 amps.	10/U/24	2½
LD.1426	0-4-6.3v. C.T. 10 amps.	30/U/20	2½
LD.1428	0-6.3v. 0.6 amp. 0-6.3v. 0.6 amp.	10/U/08	1½
LD.1430	0-4-6.3v. C.T. 2 amps. 0-4-6.3v. C.T. 3 amps.	30/U/16	2½
LD.1435	0-4-6.3v. C.T. 2 amps. 0-4-6.3v. 2 amps. 0-4-6.3v. 3 amps.	30/U/20	2½
LD.1442	0-4-5-6.3v. 3 amps. 0-4-5-6.3v. 3 amps. 0-4-6.3v. 3 amps. 0-4-6.3v. 3 amps.	40/U/24	4½

For dimensions see Drawing No. A1520 at back of catalogue
Terminal positions supplied on request

Electrojumble.org.uk

For prices see current lists
Telephone Christchurch 1734