



## Product Overview - A Guide to Cannon's Connectors



Cannon



ITT Industries  
*Engineered for life*

# Engineered for life

- ▶ Intelligent Solutions.
- ▶ Out-of-the-box thinking.
- ▶ Globally deployed Resources.
- ▶ True partnership.

Intelligent solutions. Out-of-the-box thinking. Globally deployed resources. True partnership.

In today's time-sensitive business world, these are the guiding principles ITT industries, Cannon can put to work for you.

We are a leading global designer and manufacturer of connectors, interconnects, cable assemblies, dome arrays, keypads, switches, multi-function grips, panel switch assemblies, I/O card kits, smart card systems and LAN components, as well as a provider of high-speed/high-bandwidth network systems and services.

And we provide these capabilities to leading companies—both large and small—throughout the world.

More than ever before, businesses are relying on robust technological solutions from Cannon to help them compete successfully.

At Cannon, everything we do is “Engineered for life.”


To us, “Engineered for life” means our products meet or exceed your expectations in terms of durability, high-performance specifications and reliability. We back our products with worldwide engineering, customer service and distribution networks because we realize business now operates in an “As Soon As Possible” mode.

“Engineered for life” is more than just a slogan at our company. It is how we bring real value to our customers.

We design and manufacture one of the industry's broadest ranges of electronic products. For virtually every market where electronics plays a role, we provide the critical solutions and technology that enable the products you design and manufacture to perform faster, easier, safer and more reliably.

For more than 85 years, Cannon engineers have been creating dependable products to help you bring your products to market faster in today's global electronics industry.

Our dedication to quality, excellence and reliability means that “Engineered for life” is simply the way we approach each and every one of our customers' projects.



Cannon



ITT Industries  
*Engineered for life*

The “ITT Engineered Blocks” symbol; and “Engineered for Life” are registered trademarks of ITT Industries. © 2003

*New*

from ITT Industries, Cannon<sup>▲</sup>.  
A product overview of Cannon connector products, including many new or improved product offerings:

**BIW Connector Systems**, see page 2

- Electric Vehicle: Apollo Power Connectors
- Industrial & Military: High Voltage Cable Assembly
- Railroad: Powerbus
- Underwater: WetSeal

**Circular**, see page 4

- CA/MS-A&B

For a list of obsolete/alternate products, see page XI.

For a list of products still sold but not listed within this publication, see page XI.



For additional product information, please visit us on the web at [www.ittcannon.com](http://www.ittcannon.com).



Description	Page
<b>Product Overview</b>	
▶ <b>Audio</b> .....	<b>1</b>
<ul style="list-style-type: none"> <li>XLB2, Metal Shell, Cost Reduced</li> <li>XLB-PC, Plastic Shell, PCB Mount, Low Cost</li> <li>XLM-PC, Metal Shell, PCB Mount</li> <li>XLR, Metal Shell, Resilient Insulator</li> </ul>	
▶ <b>BIW Connector Systems</b> .....	<b>2</b>
<ul style="list-style-type: none"> <li>Electric Vehicle: Apollo Power Connectors, 400/200 Series</li> <li>Industrial &amp; Military: High Voltage Cable Assembly</li> <li>Railroad: Powerbus</li> <li>Undersea: WetSeal</li> </ul>	
▶ <b>Cable Assemblies</b> .....	<b>3</b>
<ul style="list-style-type: none"> <li>Cabling Capabilities</li> </ul>	
▶ <b>Circular</b> .....	<b>4-8</b>
<ul style="list-style-type: none"> <li>BFH/TBFH; MIL-C-5015 (<i>see Hermetic, page 19</i>)</li> <li>BFR/TBF; MIL-DTL-5015, Pressurized Bulkhead Receptacle</li> <li>CA/MS-A&amp;B; MIL-DTL-5015, Solid or Split Endbell</li> <li>CA-Bayonet; VG95234, Environmental, Bayonet Coupling</li> <li>CA-COM, Commercial, Nickel Plated Shells</li> <li>CA-KE; MIL-DTL-5015, Firewall, Fire Proof and Moisture Proof</li> <li>CGE; VG96929, High Current at Low Voltage</li> <li>CGKX/KPTA; VG96912/VG95328, Environmental, High Density</li> <li>CGL/CGL-B; VG96912</li> <li>FVF/FRA/WFB; MIL-DTL-5015</li> <li>GS (Glass Sealed); MIL-C-5015 (<i>see Hermetic, page 19</i>)</li> <li>KJL/KJ/KJA; MIL-DTL-38999, Series I, II, III</li> <li>KJLY/KJY/KJAY; MIL-DTL-38999, Series I, II, III (<i>see Hermetic, page 19</i>)</li> <li>KPT/KPSE; MIL-C-26482, Series I; VG95328</li> <li>KPTC/KPTC-NG, Metal Shell, High Density</li> <li>KPTH/PVAH; MIL-DTL-26482, Series I, II (<i>see Hermetic, page 20</i>)</li> <li>M83723/CVA, MIL-DTL-83723, Series II (USAF)</li> <li>MIKM (<i>see Microminiature, page 26</i>)</li> <li>MIKQ (<i>see Microminiature, pages 26</i>)</li> <li>MR; MIL-DTL-5015, Waterproof</li> <li>MS/CA-E/F/R/ER; MIL-DTL-5015, Low Cost, High Reliability</li> <li>MS/CA-K; MIL-DTL-5015, Firewall</li> <li>MS/CV345*; MIL-DTL-5015, Rear Release</li> <li>Neptune (<i>see Trident, page 43</i>)</li> <li>PV/PV-TBF, MIL-C-26482, Series 2, Environmental</li> <li>Ringlock (<i>see Trident, page 43</i>)</li> <li>TKJL/TKJ/TKJA/TKJB (<i>see Filter, page 18</i>)</li> <li>TNM – Trident Neptune Metal (<i>see Trident, page 44</i>)</li> <li>TPV (<i>see Filter, page 18</i>)</li> </ul>	
▶ <b>Compact Flash Packaging Kit</b> .....	<b>9</b>
<ul style="list-style-type: none"> <li>C-Flash<sup>†</sup> Adapter</li> <li>C-Flash<sup>†</sup> Cards and Connectors</li> <li>C-Flash<sup>†</sup> Host Connector and Ejector</li> </ul>	

<sup>†</sup> Trademark of ITT Industries, Inc. in the United States

<sup>▲</sup> Cannon is a registered trademark of ITT Industries, Inc.

Description	Page
Product Overview	
▶ <b>D Subminiature</b> .....	<b>10-15</b>
D*, Eurostyle, Low Profile, 90° PC Tail	
D*, Solder Cup Termination, Tin Shells, Cable Mount	
D*, Solder Termination, 90° PCB	
– European Footprint 10,2 or 9,4 mm	
D*, Solder Termination, Straight PCB	
– European PC Tails	
D*, Wire Wrap Post Termination, Straight PCB	
D*A, Combo D*	
D*A, Crimp Connectors without Contacts, Cable Mount	
D*BMA, Bulkhead	
D*D, Environmental D; MIL-C-24308	
D*JK/D*JT (see Filter, page 17)	
D*H/D*TBH, (see Hermetic, page 19)	
D*M, Combo D*	
D*M, Solder Termination, 90° PCB	
– Standard Footprint .318 or .283 inch	
D*M, Solder Termination, Straight PCB	
– Standard PC tails	
D*M/D*MA, Space/High Reliability; MIL-DTL-24308	
D*MM/D*MAM, Military/High Reliability; MIL-DTL-24308	
D*NG, Pressfit Termination, Straight PCB	
D*SF	
D*U	
D*W, Discrete Wire IDC	
MDSM (see Microminiature, page 26)	
TD1* (see Filter, page 17)	
TMDM (see Filter, page 18)	
ZD*, Solder Cup Termination, Tin Shells, Cable Mount	
ZD*, Solder Termination, 90° PCB	
– European Footprint 10,2 mm	
ZD*, Solder Termination, Straight PCB	
ZD*A, High Density	
ZED*, Solder Termination 90° PCB	
– Standard Footprint .318 inch	
▶ <b>Fiber Optics</b> .....	<b>16</b>
FOHC, Fiber Optic Hybrid Contacts	
FOMC, Fiber Optic Multi-Channel Connectors and Termini	
FPA, Fiber Optic Patchcord Assembly	
PHD*, High Density	
▶ <b>Filter</b> .....	<b>17-18</b>
D*JK/D*JT (Commercial D Subminiature)	
PSP (Phoenix Surge Protector); EMP Suppression, Series I, II, III, IV	
TBKA (Rack & Panel); ARINC Series 600 Standard	
TD1* (D Subminiature); MIL-C-24308	
TDPX; (Rack & Panel); ARINC Series 404 Standard; MIL-C-81650	
TKJL/TKJ/TKJA/TKJB (Miniature Circular); MIL-C-38999, Series I, II, III, IV	
TMDM (Microminiature D Subminiature); MIL-PRF-83513	
TPV (Miniature Circular); MIL-C-26482, Series 2 and MIL-C-83723, Series 1	

*New*

from ITT Industries, Cannon.  
A product overview of Cannon connector products, including many new or improved product offerings:

- Fiber Optics**, see page 16
- FPA, Fiber Optic Patchcord Assembly
  - PHD, High Density

For a list of obsolete/alternate products, see page XI.

For a list of products still sold but not listed within this publication, see page XI.



For additional information, please visit us on the web at [www.ittcannon.com](http://www.ittcannon.com).

† Trademark of ITT Industries, Inc. in the United States

**New**

from ITT Industries, Cannon.  
A product overview of Cannon connector products, including many new or improved product offerings:

IEEE-1394, see page 21

- Fire Wire, Host Connector

Mobile, see pages 22-26

- Antenna Capabilities
- LF
  - Audio Jack
  - Battery
  - DC Jack
  - Keypad
  - LCD
  - Mini USB
  - Universal Contact
- RF
  - Fakra
  - LPC CP1/CP2
  - LPC CP1/CP2 Accessories
  - LPC Dual Port
  - LPC MID
  - LPC SP1
  - LPC TP-1

For a list of obsolete/alternate products, see page XI.

For a list of products still sold but not listed within this publication, see page XI.



For additional information, please visit us on the web at [www.ittcannon.com](http://www.ittcannon.com).



Description	Page
<b>Product Overview</b>	
▶ <b>Hermetic</b> . . . . .	<b>19-20</b>
BFH/TBFH (Standard Circular); MIL-DTL-5015 D*H/D*TBH (D Subminiature); MIL-DTL-24308 GS (Standard Circular); MIL-C-5015 KJLY/KJY/KJAY (Miniature Circular); MIL-DTL-38999, Series I, II, III KPTH/PVAH (Miniature Circular); MIL-C-26482, Series I, II MDMH (Microminiature D Subminiature); MIL-PRF-83513	
▶ <b>IEEE-1394</b> . . . . .	<b>21</b>
Fire Wire, Host Connector	
▶ <b>Microminiature</b> . . . . .	<b>22-26</b>
<ul style="list-style-type: none"> <li>• Micro Line: 1,27(.050) Contact Spacing                             <ul style="list-style-type: none"> <li>– MDM, Micro D Metal; MIL-PRF-83513</li> <li>– MDM C/P, Coaxial/Power; MIL-PRF-83513</li> <li>– MDMH; MIL-PRF-83513 (see <i>Hermetic</i>, page 20)</li> <li>– MDM-PCB, Printed Circuit Board; MIL-PRF-83513</li> <li>– MD, Micro D Plastic; MIL-C-83513</li> <li>– MDB C/P, Coaxial/Power; MIL-C-83513</li> <li>– MDB-PCB; Micro D-Printed Circuit Board, MIL-C-83513</li> <li>– MT (MTV/MTB) Series, (Micro Strip)</li> <li>– MEB, Edgeboard</li> </ul> </li> <li>• Centi-Line: 1,90(.075) Contact Spacing                             <ul style="list-style-type: none"> <li>– 2D, Double Density D</li> <li>– 2DD, Environmental Double Density D</li> <li>– CDL, Centi D Loc</li> <li>– CTA Series (Centi Strip)</li> </ul> </li> <li>• Nano Line: 0,64(.025) Contact Spacing                             <ul style="list-style-type: none"> <li>– NDM, Metal Shell</li> <li>– NJS, Nano Center Jackscrew, Rectangular</li> <li>– NT (NTP/NTDP) Series (Nano Strip)</li> </ul> </li> </ul> MJS, Micro Center Jackscrew Series; MIL-C-83513 MIKM, Micro K Screw Coupling; MIL-C-83513 MIKQ, Micro K Push/Pull Coupling; MIL-C-83513 MDSM, Micro D Subminiature MSMC, Printed Circuit Board	
▶ <b>Mobile</b> . . . . .	<b>27-30</b>
<ul style="list-style-type: none"> <li>• Antenna Capabilities</li> <li>• LF                             <ul style="list-style-type: none"> <li>– Audio Jack</li> <li>– Battery</li> <li>– DC Jack</li> <li>– Keypad</li> <li>– LCD</li> <li>– Mini USB</li> <li>– Universal Contact</li> </ul> </li> <li>• RF                             <ul style="list-style-type: none"> <li>– Fakra</li> <li>– LPC CP1/CP2</li> <li>– LPC CP1/CP2 Accessories</li> <li>– LPC Dual Port</li> <li>– LPC MID</li> <li>– LPC Mk III</li> <li>– LPC SP1</li> <li>– LPC TP-1</li> </ul> </li> </ul>	

† Trademark of ITT Industries, Inc. in the United States

Description	Page
Product Overview	
▶ <b>PC Card, PCMCIA I/O Card Kit</b> . . . . .	<b>31</b>
StarCard II†	
StarCard Ultra†	
▶ <b>Printed Circuit Board</b> . . . . .	<b>32</b>
MiniStack	
PFPC/FPC/FFC, Flexible Printed Circuit	
Tempus† CBC-20	
Tempus† CBC-20-HS; Series 1000/2000	
▶ <b>Rack &amp; Panel</b> . . . . .	<b>33-34</b>
BKA; Series 600 Standard	
DPA/DPAMA	
DPD/DPDMA	
DPGM/DPJM/DPJMB	
DPK; MIL-C-83733 (USAF)	
DPX; ARINC Series 404 Standard	
DPXNA/DPXNE; MIL-C-81659	
SGA, Single Gang ARINC	
TBKAD (Rack & Panel); ARINC Series 600 Standard <i>(see Filter, page 17)</i>	
TDPX (Rack & Panel); ARINC Series 404 Standard <i>(see Filter, page 18)</i>	
▶ <b>RF Coaxial Connectors</b> . . . . .	<b>35-38</b>
1.0/2.3	
1.6/5.6	
Between Series Adapters (Adaptors)	
BNC	
Coaxial Terminators	
Fakra <i>(see Mobile, page 29)</i>	
LPC CP1/CP2 <i>(see Mobile, page 29)</i>	
LPC CP1/CP2 Accessories <i>(see Mobile, page 29)</i>	
LPC Dual Port <i>(see Mobile, page 29)</i>	
LPC MID <i>(see Mobile, page 30)</i>	
LPC Mk III <i>(see Mobile, page 30)</i>	
LPC SP1 <i>(see Mobile, page 30)</i>	
LPC TP-1 <i>(see Mobile, page 30)</i>	
MMCX	
QT-BNC	
Sealflex 2	
SMA – Commercial	
SMA – Precision	
SMA – Snap-On Plug	
SMB/SMC	
SMZ (Type 43)	
SSIS	
SSMB/SSMC	
▶ <b>Smart Card</b> . . . . .	<b>39-40</b>
CCM01 (MKI, MKII, MKIII), Full Size Friction	
CCM02 (MKI, MKII) (Integrated System), Full Size Landing	
CCM03 (MKI, MKII, MKIII), SIM/SAM Holder	
CCM04 (MKII, MKIII), Block Contact	
CCM059 (MKI, MKII), Flash Memory Card	
CCM-J (Integrated System)	

*New*

from ITT Industries, Cannon.  
A product overview of Cannon connector products, including many new or improved product offerings:

**PC Card, PCMCIA I/O Card Kit**, page 31

- StarCard Ultra

**Printed Circuit Board**, see page 32

- MiniStack
- PFPC/FPC/FFC: Flexible Printed Circuit
- Tempus CBC-20-HS, Series 1000/2000

**RF Coaxial Connectors**, see pages 35-36

- BNC
- MMCX

For a list of obsolete/alternate products, see page XI.

For a list of products still sold but not listed within this publication, see page XI.



For additional product information, please visit us on the web at [www.ittcannon.com](http://www.ittcannon.com).

† Trademark of ITT Industries, Inc. in the United States

**New**

from ITT Industries, Cannon.  
A product overview of Cannon connector products, including many new or improved product offerings:

**Zero Insertion Force**, see page 46-47

- DL Pressfit Adapter
- DLP-272
- RDL (Round)

For a list of obsolete/alternate products, see page XI.

For a list of products still sold but not listed within this publication, see page XI.

Description	Page
Product Overview	
▶ <b>Transportation</b> . . . . .	<b>41-42</b>
APD/DIN 72585	
APE	
APV Vector†	
CLC/Y-Splice	
Fakra (see <i>Mobile</i> , page 29)	
SLC/SLC-T	
SLE	
▶ <b>Trident† Connector System</b> . . . . .	<b>43-44</b>
Multiway (Rack & Panel)	
Neptune† (Circular)	
Ringlock (Circular)	
Snap Together – Rectangular	
Snap Together – Slimline	
TNM (Circular)	
▶ <b>USB – Universal Serial Bus</b> . . . . .	<b>45</b>
Mini USB (see <i>Mobile</i> , page 28)	
USB Connectors and Cable Plug Assemblies	
▶ <b>Zero Insertion Force – ZIF</b> . . . . .	<b>46-47</b>
DL (Plastic)	
DL4 (Metal)	
DLD (Drawer)	
DLM (Metal)	
DL Pressfit Adapter	
DLP-272	
RDL (Round)	
<b>Cannon Prefix Guide</b> . . . . .	<b>VI-X</b>
<b>Alternate/Obsolete Products</b> . . . . .	<b>XI</b>
<b>Available Products</b> . . . . .	<b>XI</b>
(Products Still Sold but Not Listed Within This Publication)	
<b>Product Safety Information</b> . . . . .	<b>XII</b>
<b>Warranty</b> . . . . .	<b>XII</b>



For additional product information, please visit us on the web at [www.ittcannon.com](http://www.ittcannon.com).



† Trademark of ITT Industries, Inc. in the United States

Audio: XLB2



**XLB2**

The XLB2 is a general purpose audio connector used for low level circuit applications when EMI/RFI elimination is required. Available in 2 to 7 position plugs and receptacles. This is a cost reduced version of XLR series with metal shell. Black or silver color shell available.

**Applications:**

- Audio Mixers
- Microphones

**Product Features:**

- Separate ground contact.
- Streamlined shell design.

 [www.ittcannon.com/cat338](http://www.ittcannon.com/cat338)

Audio: XLB-PC



**XLB-PC**

The XLB-PC audio connector is a low-cost PCB mounting receptacle with plastic shell. Intermateable with both XLB2 and XLR products.

**Applications:**


- Audio Mixers
- Microphones

**Product Features:**

- Lightweight design.
- Easy installation.

 [www.ittcannon.com/cat339](http://www.ittcannon.com/cat339)

Audio: XLM-PC



**XLM-PC**

The XLM-PC audio connector is a PCB mount type with metal shell. Improved EMI shielding. Intermateable with XLB2 and XLR products.

**Applications:**

- Broadcasting Equipment
- Public Address (PA) System

**Product Features:**

- Separate ground contact.
- Space-saving (smaller shell).

 [www.ittcannon.com/cat340](http://www.ittcannon.com/cat340)

Audio: XLR



**XLR**

The XLR is the most reliable commercial audio connector available. It is used for high grade, professional use audio and other low level circuit applications. 2 to 7 position plugs and receptacles feature precision machined contacts, a shock absorbing resilient rubber insulator and a lightweight aluminum shell.

**Applications:**

- Audio Visual Equipment
- Broadcasting Equipment


**Product Features**

- Rugged design to withstand extreme field use.
- Quick disconnect latch lock.

 [www.ittcannon.com/cat341](http://www.ittcannon.com/cat341)



BIW Connector Systems: Electric Vehicles: Apollo Power Connectors, 400/200 Series



**Apollo**

Apollo EV power connectors, series 200 and 450, are designed for fast charging of battery powered electric vehicles. Connectors are intended to be used with microprocessor controlled off-board charging systems, which supply charging current to vehicle battery packs up to 450 A. Connectors are suitable for outdoor use and are field proven to withstand severe handling.

**Applications:**

- Electric Vehicle Fast Charging
- High Current Connection

**Product Features:**

- PowerGlide contacts, low insertion forces.
- Molded design.
- Optional LED lights.

 [www.ittcannon.com/cat195](http://www.ittcannon.com/cat195)

BIW Connector Systems: Industrial & Military: High Voltage Cable Assembly



**High Voltage**

The High Voltage Cable Assembly is unique in its ability to provide corona-free performance at 10,000 V dc, continuous working voltage, despite exposure to harsh environmental conditions.

**Applications:**

- Industrial/Electronic
- Military/Aerospace

**Product Features:**

- Gold plated contacts.
- Silicone insulation.
- Tapered contact inserts.
- 4-Conductor design.

 [www.ittcannon.com/cat196](http://www.ittcannon.com/cat196)

BIW Connector Systems: Railroad: Powerbus



**Powerbus**

Powerbus connectors provide head end power to passenger railcars. These connectors supply up to 420 A at 480 V ac in parallel circuits running the lengths of passenger trains.

**Applications:**

- Passenger railcar (lighting, heating, cooling, hotel power)

**Product Features:**

- Anti-collapse support ring.
- Springless socket contact design.
- PowerGlide contacts, low insertion forces.

 [www.ittcannon.com/cat197](http://www.ittcannon.com/cat197)

BIW Connector Systems: Underwater: WetSeal



**WetSeal**

WetSeal underwater connectors feature heavy duty metal shells and are available with 3 to 84 contacts. Elastomeric inserts provide redundant levels of sealing against fluid intrusion, and most connectors do not require O-rings.

**Applications:**

- ROV Military & Commercial

**Product Features:**

- Pressure rated to 10,000 psig.
- Low mating forces.

 [www.ittcannon.com/cat198](http://www.ittcannon.com/cat198)

## Cable Assemblies: Cabling Capabilities



### Cabling Capabilities

What's unique about Cannon's cable assembly capabilities is that we have the flexibility to meet demanding schedules and design requirements. From concept to prototyping, engineering to manufacturing.

And it's all done with the personal attention you'd expect from a small company, plus the support and security only a major organization could provide.

### Applications:

- Avionics/Military
- Communications
- Industrial

### Product Features:

- Customized solutions.
- Harness design and/or design consultation.

 [www.ittcannon.com/cat035](http://www.ittcannon.com/cat035)

Circular: BFR/TBF; MIL-DTL-5015



**BFR/TBF**

BFR/TBFR (bulkhead fitting or thru-bulkhead fitting with rubber insert) pressurized bulkhead receptacles are compatible with standard MS type plugs (3106, 3107, 3108) with corresponding size and contact arrangements.

**Applications:**

- Aerospace
- Military

**Product Features:**

- Threaded coupling.
- TBF allow coupling from both ends.

 [www.ittcannon.com/cat106](http://www.ittcannon.com/cat106)

Circular: CA/MS-A&B; MIL-DTL-5015



**CA/MS-A&B**

The CA/MS-A&B design meets the performance requirements of MIL-DTL-5015. Available in 50 popular sizes and configurations in Class A (CA/MS-A, solid endbell) and Class B (CA/MS-B, split endbell) versions.

**Applications:**

- Industrial Controls
- Test Equipment

**Product Features:**

- Threaded coupling.
- Machined contacts.

 [www.ittcannon.com/cat107](http://www.ittcannon.com/cat107)

Circular: CA-Bayonet; VG95234



**CA-Bayonet**

VG/CA-Bay signal and power connectors provide superior performance in extreme environmental conditions. They offer exceptional sealing against the ingress of fluids and will withstand the effects of high vibration.

**Applications:**

- Heavy Vehicle
- Industrial
- Transportation

**Product Features:**

- Bayonet coupling.
- Audible sound and color-code indicate positive mating.
- Quick mating/unmating.

 [www.ittcannon.com/cat108](http://www.ittcannon.com/cat108)

Circular: CA-COM



**CA-COM**

CA-COM commercial signal and power connectors are designed to resist aggressive fluids like fuel, oil, etc. Compatible with MIL-DTL-5015 and VG95234 connectors with corresponding size, contact arrangements, and coupling method.

**Applications:**

- Commercial
- Industrial

**Product Features**

- Threaded and bayonet coupling.
- Nickel plated shells.

 [www.ittcannon.com/cat109](http://www.ittcannon.com/cat109)

Circular: CA-KE; MIL-DTL-5015



### CA-KE

Environment-resistant firewall connectors combine moisture resistance with fireproof characteristics. Although fully compatible with standard MIL-DTL-5015 type connectors, to maintain their moisture seal and fire resistance, CA-KE connectors must mate with other CA-KE connectors with corresponding size and contact arrangements.

### Applications:

- Industrial
- Military

### Product Features:

- Threaded coupling.
- Fireproof and moisture resistant.

 [www.ittcannon.com/cat110](http://www.ittcannon.com/cat110)

Circular: CGE; VG96929



### CGE

CGE connectors are designed to transmit very high current at low voltage. They meet the mating dimensions, mechanical features and rear panel installation requirements of VG96929.

### Applications:

- Industrial
- Military

### Product Features:

- Bayonet coupling.
- Audible sound and color-code indicate positive mating.

 [www.ittcannon.com/cat111](http://www.ittcannon.com/cat111)

Circular: CGKX/KPTA; VG96912/VG95328



### CGKX/KPTA

Miniature CGKX/KPTA circular connectors offer high contact density in a rugged metal shell. They feature environmental sealing with fast and easy mating/unmating with bayonet coupling.

### Applications:

- Industrial Automation
- Black Box

### Product Features:

- Bayonet coupling.
- Lightweight.

 [www.ittcannon.com/cat112](http://www.ittcannon.com/cat112)

Circular: CGL/CGL-B; VG96912



### CGL/CGL-B

For safety, CGL/CGL-B commercial circular power connectors feature a first-to-mate grounding contact which is securely linked to the connector shell to protect against mishandling.

### Applications:

- Industrial Automation
- Machine Tools

### Product Features

- CGL: Threaded coupling.
- CGL-B: Bayonet coupling.

 [www.ittcannon.com/cat113](http://www.ittcannon.com/cat113)

Circular: FVF/FRA/WFB; MIL-DTL-5015



**FVF/FRA/WFB**

FVF lightweight firewall connectors are designed according to MIL-DTL-5015, Class K. They utilize fluid resistant elastomers to provide maximum protection against degrading fuels, oils, coolants, and cleaners.

FRA connectors are an aluminum shell version of the FRF.

WFB connectors are an aluminum shell version qualified to Boeing BACC63CD & CE.

**Applications:**

- Commercial Aircraft
- Military Aircraft

**Product Features:**

- Threaded coupling.
- Front release contacts.

 [www.ittcannon.com/cat114](http://www.ittcannon.com/cat114)

Circular: KJL/KJ/KJA; MIL-DTL-38999 Series I, II, III



**KJL/KJ/KJA**

High performance, high contact density miniature circular connectors are designed according to MIL-DTL-38999.

**Applications:**

- Military
- Satellite

**Product Features:**

- Bayonet and threaded coupling.
- Rear release snap-in contacts.

 [www.ittcannon.com/cat115](http://www.ittcannon.com/cat115)

Circular: KPT/KPSE; MIL-C-26482, Series I; VG95328



**KPT/KPSE**

Miniature circular series with general purpose solder contacts and high performance crimp contacts. They feature fast and easy mating/unmating with a three point bayonet coupling.

**Applications:**

- Industrial
- Military

**Product Features:**

- Bayonet coupling.
- Closed-entry socket contacts.

 [www.ittcannon.com/cat116](http://www.ittcannon.com/cat116)

Circular: KPTC/KPTC-NG



**KPTC/KPTC-NG**

Miniature KPTC/KPTC-NG (New Generation) connectors offer high contact density in a rugged metal shell. They feature environmental sealing with a fast and easy mating/unmating with bayonet coupling.

**Applications:**

- Black Box
- Industrial Automotive
- Motion Control

**Product Features:**

- Bayonet coupling.
- Lightweight.

 [www.ittcannon.com/cat117](http://www.ittcannon.com/cat117)

Circular: M83723/CVA; MIL-DTL-83723, Series II (USAF)



**M83723/CVA**

M83723/CVA series is high reliability version of the MIL-DTL-5015 type connectors. They utilize removable rear release crimp contacts. They are compatible with MIL-DTL-5015 connectors with corresponding size and contact arrangements.

**Applications:**

- Military
- Space

**Product Features:**

- Threaded coupling.
- Rear release crimp contacts.

 [www.ittcannon.com/cat119](http://www.ittcannon.com/cat119)

Circular: MR; MIL-DTL-5015



**MR**

Waterproof connectors designed according to MIL-DTL-5015. They provide maximum resistance to severe environmental conditions (mud, ice and water) and are well suited for outdoor applications.

**Applications:**

- Radar Installations
- Rapid Transit

**Product Features:**

- Threaded coupling.
- Solder/Crimp termination.

 [www.ittcannon.com/cat118](http://www.ittcannon.com/cat118)

Circular: MS/CA-E/F/R/ER; MIL-DTL-5015



**MS/CA-E/F/R/ER**

MS/CA-E/F/R series are designed for extreme environmental sealing and high altitude conditions. MS/CA-ER are lightweight potting connectors that offer exceptional sealing against salt, water, fuels, etc., and will withstand the effects of high vibration.

**Applications:**

- Commercial
- Industrial

**Product Features:**

- Threaded coupling.
- Low cost, high reliability.

 [www.ittcannon.com/cat120](http://www.ittcannon.com/cat120)

Circular: MS/CA-K; MIL-DTL-5015



**MS/CA-K**

MS/CA-K Firewall connectors qualified to the fireproof test of MIL-DTL-5015. These connectors are not environmentally sealed.

**Applications:**

- Industrial
- Military

**Product Features:**

- Threaded coupling.
- Crimp or thermocouple (solder) contacts.

 [www.ittcannon.com/cat121](http://www.ittcannon.com/cat121)

---

## Circular: MS/CV345\*; MIL-DTL-5015 (Navy), Rear Release

---



### MS/CV345\*

Standard circular high environmental (MS/CV345\*) connectors according to MIL-DTL-5015 (Navy). They utilize fluid resistant elastomers to provide maximum protection against degrading fuels, oils, coolants, and cleaners.

### Applications:

- Industrial
- Military

### Product Features:

- Threaded coupling.
- Intermateable with threaded MIL-C-83723.

 [www.ittcannon.com/cat122](http://www.ittcannon.com/cat122)

---

## Circular: PV/PV-TBF; MIL-C-26482, Series 2

---



### PV/PV-TBF

Miniature environmental circular series. Designed according to MIL-C-26482, Series 2. They feature fast and easy mating/unmating with a three point bayonet coupling.

### Applications:

- Aerospace
- Space Shuttle

### Product Features:

- Bayonet coupling.
- Closed-entry socket contacts.

 [www.ittcannon.com/cat123](http://www.ittcannon.com/cat123)

Compact Flash Packaging Kit: C-Flash♦ Adapter



C-Flash Adapter

Allows compact flash cards to be read and written to via any device with PC card slots. Consists of two stainless steel covers and a PCB assembly forming a compact flash/PC card adapter.

Applications:

- Global Positioning System (GPS) Devices
- Personal Computer (PC)

Product Features:

- Ultrasonically welded covers.
- Meets CompactFlash★ specifications.

 [www.ittcannon.com/cat351](http://www.ittcannon.com/cat351)

★ Trademark of CompactFlash Association.  
♦ Trademark of ITT Industries, Inc.

Compact Flash Packaging Kit: C-Flash♦ Cards and Connectors



C-Flash Cards and Connectors

Compact Flash product family utilizes ultrasonically welded covers. This packaging process produces the most rigid products in the industry and allows OEMs to streamline their manufacturing process and deliver cost effective solutions in the minimum production time.

Applications:

- Personal Computer (PC)
- Digital Camera

Product Features:

- Small and lightweight.
- Available in both Type I and Type II packages.

 [www.ittcannon.com/cat352](http://www.ittcannon.com/cat352)

♦ Trademark of ITT Industries, Inc.

Compact Flash Packaging Kit: C-Flash♦ Host Connector and Ejector



C-Flash Host Connector

The C-Flash Host Connector Kit consists of a 50 position host side connector with ejector and grounding clip. Headers are offered with a surface mount, single row solder tail configuration. The host ejector mechanism is offered with a right-hand ejector button. Ejectors offer easy removal of the compact flash card from any compact flash slot.

Applications:

- Handy Terminal
- Personal Computer (PC)

Product Features:


- The connector and the ejector are sold separately.
- The header accepts Type I compact flash cards.

 [www.ittcannon.com/cat353](http://www.ittcannon.com/cat353)

♦ Trademark of ITT Industries, Inc.



D Subminiature: D\*, Eurostyle, CECC 75 301 802 (DIN 41652), 90° PCB



**D\*, Eurostyle**

The Eurostyle D Subminiature (D\*) low profile 90° PC tail connector is designed according to the CECC 75 301 802 (DIN 41652) European specification. The special low profile configuration provides additional space for the end user. D\* connectors are compatible with all standard D subminiature connectors according to CECC 75 301 802 (DIN 41652).

**Please Note:** This Eurostyle D\* connector replaces the D\* version with the modification code 1AEN

**Applications:**

- Communications
- Industrial

**Product Features:**

- Available in Performance Class 1, 2 and 3, according to CECC 75 301 802 (DIN 41652).
- Clinch nut or jackpost with M3 or #4-40 UNC thread.

 [www.ittcannon.com/cat223](http://www.ittcannon.com/cat223)

D Subminiature: D\*, Solder Cup Termination, Tin Shells, Cable Mount



**D\*, Solder Cup, Cable Mount**

The D\*, solder cup termination connectors with tin shells are used for cable or panel mount wiring applications. Solder cup connectors provide maximum flexibility and performance for applications requiring discrete solder terminations and field repair without termination tooling.

**Applications:**

- Communication Systems
- Transportation

**Product Features:**

- High performance commercial class connectors.
- Two contact performance classes.

 [www.ittcannon.com/cat224](http://www.ittcannon.com/cat224)

D Subminiature: D\*, Solder Termination, 90° PCB – European Footprint 10,2<sup>◆</sup> or 9,4 mm<sup>◆◆</sup>



**D\*, 90° PCB**

The D\*, 90° solder termination (machined contact) connectors are available for high performance uses according to CECC 75 301 802 (DIN 41652). Available with European footprint 1AON contacts, plastic and metal brackets, #4-40 or M3 threads and stamped pushfits/boardlocks.

\* Connector footprint measured from the front shell.

\*\* Connector footprint measured from the rear shell.

**Applications:**

- Information Systems
- Medical

**Product Features:**

- High performance commercial class connectors.
- Three contact performance classes.

 [www.ittcannon.com/cat225](http://www.ittcannon.com/cat225)

D Subminiature: D\*, Solder Termination, Straight PCB – European PC Tails



**D\*, Straight PCB**

The D\*, straight solder termination (machined contact) — European PC tail connectors are available for high performance uses according to CECC 75 301 802 (DIN 41652). Available with European length OL2 and OL4 contacts.

**Applications:**

- Medical
- Test Equipment

**Product Features**

- High performance commercial class connectors.
- Two contact finish performance classes.

 [www.ittcannon.com/cat226](http://www.ittcannon.com/cat226)

D Subminiature: D\*, Wire Wrap Post Termination, Straight PCB



**D\*, Straight Wire Wrap Post**

The D\*, straight wire wrap post termination connectors are available for high performance uses according to CECC 75 301 802 (DIN 41652). Contacts available in two popular lengths.

**Applications:**

- Communication Systems
- Medical

**Product Features:**

- High performance commercial class connectors.
- Wrap post for 3 wraps.

 [www.ittcannon.com/cat227](http://www.ittcannon.com/cat227)

D Subminiature: D\*A, Combo D



**D\*A, Combo D**

Combo D, D\*A connector series offers the advantages of an industry standard shield I/O interconnect, with the flexibility of a customized special, designed for any application.

**Applications:**

- Video Coaxial Transmission (75 Ω)
- RF and Telecom Transmission (50 Ω)
- Power Interconnects

**Product Features:**

- Crimp and poke.
- Low Cost.

 [www.ittcannon.com/cat228](http://www.ittcannon.com/cat228)

◆ Trademark of ITT Industries, Inc.

D Subminiature: D\*A, Crimp Connectors without Contacts, Cable Mount



**D\*A, Cable Mount**

The D\*A, crimp connectors without contacts are designed for reliable, fast cabling. Available in the industry standard D\*A housing, the connectors provide a low-cost, quick cabling alternative compared to soldering.

**Applications:**

- Information Systems
- Transportation

**Product Features:**

- Crimp contacts available in reels of 5,000.
- Application tooling:
  - Hand or automatic
  - Stripper crimper

 [www.ittcannon.com/cat229](http://www.ittcannon.com/cat229)

D Subminiature: D\*BMA, Bulkhead



**D\*BMA, Bulkhead**

The D\*BMA feed-thru bulkhead connector is used when it is desirable to connect and disconnect a cable on both sides of a bulkhead or panel. This connector can also be used as a connector saver in test equipment applications where more than normal mating/unmating would soon degrade a permanently mounted connector.

**Applications:**

- Test Equipment

**Product Features:**

- Little Caesar rear insertion, rear release contact retention system.
- Durable design.

 [www.ittcannon.com/cat230](http://www.ittcannon.com/cat230)

D Subminiature: D\*D, Environmental D



**D\*D, Environmental D**

The D\*D environmental series is a rectangular connector in the popular D Subminiature shell configuration which meets all applicable performance requirements of MIL-C-24308. D\*D is designed to meet demand for sealed subminiature plugs with superior vibration and moisture resistance characteristics.

**Please Note: The D\*D series is not intermateable with other D Subminiature connectors.**

**Applications:**

- Aircraft
- Missile

**Product Features:**

- Little Caesar rear insertion, rear release contact retention system.
- MIL-C-24308 compatibility.

 [www.ittcannon.com/cat231](http://www.ittcannon.com/cat231)

D Subminiature: D\*M, Combo D



**D\*M, Combo D**

Combo D, D\*M connector series offers the advantages of an industry standard shield I/O interconnect, with the flexibility of a customized special, designed for any application.

**Applications:**

- Power Interconnects (Up to 40 A)
- RF and Telecom Transmission (50 Ω)

**Product Features:**

- Standard and European footprints.
- Pre-installed 75 Ω/50 Ω coaxial or high power contacts (one part number).

 [www.ittcannon.com/cat232](http://www.ittcannon.com/cat232)

◆ Trademark of ITT Industries, Inc.

D Subminiature: D\*M, Solder Termination, 90° PCB, Standard Footprint .318◆ or .283 inch◆◆



**D\*M, 90° PCB**

The D\*M, 90° solder termination (machined contact) PCB connectors, equivalent to MIL-DTL-24308 qualified versions (except for finishes), for use with printed circuit boards in demanding applications.

- ◆ Connector footprint measured from the front shell.
- ◆◆ Connector footprint measured from the rear shell.

**Applications:**

- Communication Systems
- Test Equipment

**Product Features:**

- UL file number E8572.
- Metal bracket with threaded insert standard.
- Optional screw locks and boardlocks.

 [www.ittcannon.com/cat233](http://www.ittcannon.com/cat233)

D Subminiature: D\*M, Solder Termination, Straight PCB, Standard PC tails



**D\*M, Straight PCB**

The D\*M, straight solder termination (machined contact) – standard PC tail connectors, equivalent to MIL-DTL-24308 qualified versions (except for finishes) for printed circuit boards and backplanes in demanding applications.

**Applications:**

- Aerospace
- Information Systems

**Product Features:**

- UL file number E8572.
- Optional vertical standoffs, screw locks and boardlocks available.

 [www.ittcannon.com/cat234](http://www.ittcannon.com/cat234)

D Subminiature: D\*M/D\*MA, Space/High Reliability; MIL-DTL-24308



**D\*M/D\*MA, Space/High Reliability**

Space/high reliability D\*M and D\*MA high performance D Subminiature connectors meet stringent tests for outgassing and residual magnetism.

D\*M and D\*MA connectors meet the performance and dimensional requirements of the ESA/SCC 3401 and MIL-DTL-24308 specifications.

**Applications:**

- Medical
- Space – Low/High Orbit Satellites

**Product Features**

- Non-Magnetic.
- No outgassing.

 [www.ittcannon.com/cat235](http://www.ittcannon.com/cat235)

D Subminiature: D\*MM/D\*MAM, Military/High Reliability; MIL-DTL-24308



**D\*MM/D\*MAM, Military/High Reliability**

The D Subminiature D\*MM and D\*MAM connectors with fixed contacts in solder cup, straight and 90° PC contact terminations are qualified to MIL-DTL-24308. These high-reliability D Subminiature connectors are the finest quality connectors available at the most competitive prices in the market.

**Applications:**

- Aerospace
- Transportation

**Product Features:**

- Suitable for a variety of cable and printed circuit board options.
- Solder Cup version accommodates wire size #20 AWG maximum.

 [www.ittcannon.com/cat236](http://www.ittcannon.com/cat236)

D Subminiature: D\*NG, Pressfit Termination, Straight PCB



**D\*NG, Pressfit, Straight PCB**

The D\*NG, straight pressfit termination is based upon the specification CECC 75 301 802. These connectors provide a low-cost alternative to traditional through hole solder contacts. Utilizing stamped "Eye of the Needle" compliant contact tails per IEC-352-5, the parts are quickly and easily mounted onto PCBs without soldering, crimping, or specialized tooling.

**Applications:**

- Information Systems
- Test Equipment

**Product Features:**

- Quick and easy press-in installation without specialized tooling.
- "Spoon" socket contact provides improved interface compared to "Tuning Fork".

 [www.ittcannon.com/cat237](http://www.ittcannon.com/cat237)

D Subminiature: D\*SF



**D\*SF**

The D\*SF, connectors allow reliable, fast, and economical termination of ribbon cable without stripping and without splicing. They are intermateable with all D Subminiature connectors and offer an extremely low profile.

**Applications:**


- Communications
- Daisy-chain

**Product Features:**

- Low profile.
- No splitting of ribbon cable.

 [www.ittcannon.com/cat238](http://www.ittcannon.com/cat238)

D Subminiature: D\*U



**D\*U**

The D\*U series, Cannon's low cost crimp-type D Subminiature connector, offers both machined and stamped contacts for crimp applications. Available in UL 94V-0 material, D\*U series features a snap-in, rear-release contact.

**Applications:**

- Commercial Cabling
- Telecom/Industrial

**Product Features:**

- Corrects misaligned contacts.
- Mates with existing D Subminiature connectors.

 [www.ittcannon.com/cat239](http://www.ittcannon.com/cat239)

D Subminiature: D\*W, Discrete Wire IDC



**D\*W, Discrete Wire IDC**

The D\*W connector provides insulation displacement connection technology for either solid or stranded wires. With D\*W, speed of cabling is increased significantly over solder cup or crimp solutions. Contacts are easily removable and replaceable. Several specialized accessories (including shield cans, ferrules, and plastic boots) are available to provide a complete product solution.

**Applications:**

- Industrial
- Telecom

**Product Features:**

- Quick harnessing capability with simple hand or semi-automatic tooling.
- Accepts #30 AWG to #20 AWG wire; sizes can be mixed.

 [www.ittcannon.com/cat240](http://www.ittcannon.com/cat240)

D Subminiature: ZD\*, Solder Cup Termination, Tin Shells, Cable Mount



**ZD\*, Solder Cup, Cable Mount**

The ZD\*, solder cup termination (stamped and formed contact) connectors with tin shells are used for cable or panel mount wiring applications. Solder cup connectors provide maximum flexibility and performance for applications requiring discrete solder terminations.

**Applications:**

- Communications Systems
- Test Equipment

**Product Features:**

- Economical.
- Stamped solder cup contacts, 5 A current capacity.

 [www.ittcannon.com/cat241](http://www.ittcannon.com/cat241)

D Subminiature: ZD\*, Solder Termination, 90° PCB – European Footprint 10,2 mm<sup>♠</sup>



**ZD\*, 90° PCB**

The ZD\*, 90° solder termination (stamped and formed contact) connectors are available for applications where price is the primary driver. They are available with integrated plastic brackets with European footprints.

♠ Connector footprint measured from the front shell.

**Applications:**

- Medical
- Transportation

**Product Features:**

- Economical.
- Stamped PCB contacts, 5 A current capacity.

 [www.ittcannon.com/242](http://www.ittcannon.com/242)

D Subminiature: ZD\*, Solder Termination, Straight PCB



**ZD\*, Straight PCB**

ZD\*, straight solder termination (stamped and formed contact) connectors are available for applications where price is the primary driver. They are available with or without boardlocks and screw locks.

**Applications:**

- Aerospace
- Information Systems

**Product Features:**

- Economical.
- Stamped PCB contacts, 5 A current capacity.

 [www.ittcannon.com/cat243](http://www.ittcannon.com/cat243)

D Subminiature: ZD\*A, High Density



**ZD\*A, Solder Cup, Cable Mount**

High density commercial D, ZD\*A, connectors feature size 22D contacts which are interchangeable with the industry standard D Subminiature connectors. For cable-mounted connectors, crimp snap contacts are supplied on reels for fast semi-automatic crimping or in loose piece form for prototype applications.

**Applications:**

- Communication Systems
- Information Systems

**Product Features:**

- Economical.
- Metal front shell.
- Stamped solder cup contacts, 2 A current capacity.

 [www.ittcannon.com/cat244](http://www.ittcannon.com/cat244)

D Subminiature: ZED\*, Solder Termination 90° PCB – Standard Footprint .318 inch†



**ZED\*, 90° PCB**

The ZED\*, 90° solder termination (stamped and formed contact) connectors are available for applications where price is the primary driver. They are available with integrated plastic brackets with Standard footprints.

† Connector footprint measured from the front shell.

**Applications:**

- Aerospace
- Transportation

**Product Features:**

- Stamped PCB contacts, 5 A current capacity.
- Plastic bracket with integrated boardlocks and grounding strap.

 [www.ittcannon.com/cat245](http://www.ittcannon.com/cat245)

Fiber Optics: FOHC (Fiber Optic Hybrid Contacts) Termini



**FOHC**

Cannon Fiber Optic Hybrid Contacts (FOHC) are a standard in the industry. We offer the most complete line of fiber optic contacts, engineered to fit today's MIL-SPEC circular, rack and panel, edgecard/LRM, and D Subminiature connectors.

**Applications:**

- Harsh Environment
- Navy Shipboard

**Product Features:**

- Conforms to MIL-T-29504 fiber optic termini.

 [www.ittcannon.com/cat295](http://www.ittcannon.com/cat295)

Fiber Optics: FOMC (Fiber Optic Multi-Channel) Connectors



**FOMC**

Fiber Optic Multi-Channel connectors (FOMC) are designed to withstand rough handling and weather extremes with features of elastomeric cable and interface sealing, scoop proof interface to prevent optical contact damage, removable front insert for easy optical contact cleaning, anodized shell finish, and a tough, strong dust cap with attaching stainless steel strap.

**Applications:**

- Custom Applications
- Military Aerospace

**Product Features:**

- Rapid coupling.
- Attractive pricing.

 [www.ittcannon.com/cat296](http://www.ittcannon.com/cat296)

Fiber Optics: FPA (Fiber Optic Patchcord Assembly)



**FPA**

The Fiber Optic PatchCord Assemblies (FPA) are available in single-mode and multi-mode, in simplex and duplex. They are manufactured and tested to industry standards. They are in accordance to Telcordia, TIA/EIA, and IEC specifications.

**Applications:**


- Communication Equipment
- Networking Equipment

**Product Features:**

- FPA cable assemblies are available in premium and standard performance levels.

 [www.ittcannon.com/cat297](http://www.ittcannon.com/cat297)

Fiber Optics: PHD<sup>♦</sup> (High Density)



**PHD**

Cannon provides flexibility in optical system design with our PHD line of high density optical interconnects. The PHD connector system's open architecture delivers high performance, density and serviceability in a flexible and scalable product configuration.

**Applications:**

- Medical
- Military Electronics
- Optical Networking
- Telecommunications

**Product Features:**

- Increased density.
- Lower installed cost.

*New*

 [www.ittcannon.com/cat298](http://www.ittcannon.com/cat298)

♦ Trademark of ITT Industries, Inc.

Filter: D\*JK/D\*JT (Commerical D Subminiature)



**D\*JK/D\*JT**

D\*JK and D\*JT filter connectors utilize D Subminiature standard components and accessories which deliver 100% compatibility with equivalent products according to CECC 75 301 802 (DIN 41652) and offer a cost-effective production. They also provide excellent protection against EMI/RFI.

**Applications:**

- EMI/RFI Sensitive Electronics
- Telecommunication Transmission

**Product Features:**

- HF-tightness and mechanical stability by closed backshell.

 [www.ittcannon.com/cat018](http://www.ittcannon.com/cat018)

Filter: PSP (Phoenix Surge Protector), EMP Suppression, Series I, II, III, IV



**PSP**

Phoenix Surge Protectors (PSP) have been developed to protect today's sophisticated electronic circuitry from EMP generated by lightning, system transients, nuclear blasts, or static discharges.

**Applications:**

- Commercial/Military Avionics

**Product Features:**

- Available PSP connectors:
  - ARINC Series 600 Standard
  - MIL-C-24308
  - MIL-C-38999 Series I, II, III, and IV
  - MIL-C-81659 (ARINC Series 404 Standard)

 [www.ittcannon.com/cat019](http://www.ittcannon.com/cat019)

Filter: TBKA, ARINC Series 600 Standard (Rack & Panel)



**TBKA, ARINC Series 600 Standard**

These connectors provide solutions to high mating forces of pluggable modules in a rack by approximately two-thirds. Filter adaptations include either single module (gang) or complete connector filtering. The standard version features non-removable contacts with PC tail termination. Other versions include crimp piggyback rear release contacts and/or removable front sockets.

**Applications:**

- TCAS Commercial Avionics
- Wind Shear

**Product Features:**

- Low insertion force contacts.
- Up to 800 (size 22) contacts in one connector.

 [www.ittcannon.com/cat020](http://www.ittcannon.com/cat020)

Filter: TD1\* (D Subminiature)



**TD1\***

These filter connectors have been developed to meet the industry's demands for improved control of EMI/RFI. They combine the functions of a standard electrical connector and feed-thru filters into one compact package. They are designed for applications where space and weight are the prime considerations.

**Applications:**

- Avionics
- Fire Control Systems

**Product Features:**

- Intermateable with all standard D Subminiature connectors.
- Intermateable with MIL-C-24308 connectors and meets applicable portions of this specification.

 [www.ittcannon.com/cat021](http://www.ittcannon.com/cat021)



## Filter: TDPX, ARINC Series 404 Standard (Rack & Panel)



### TDPX, ARINC Series 404 Standard

These filter connectors are used primarily on commercial and military aircraft for radio and instrumentation equipment. They are available in single through four gang versions with standard ARINC shells and polarizing posts. They are intermateable with the standard DPX connectors.

#### Applications:

- Commercial/Military Avionics
- Military Communications

#### Product Features:

- Small packaging.
- Large selection of contact arrangements.

 [www.ittcannon.com/cat022](http://www.ittcannon.com/cat022)

## Filter: TKJL/TKJ/TKJA/TKJB (Miniature Circular)



### TKJL/TKJ/TKJA/TKJB

These miniature circular filter connectors are designed to combine the functions of a standard electrical connector with a feed-thru filter into one compact package. They are designed to meet the applicable portions of MIL-C-38999, Series I, II, III, IV. These connectors feature arrangements that will accommodate up to 128 contacts.

#### Applications:

- Avionics
- Communication

#### Product Features:

- Series I – TKJL
- Series II – TKJ
- Series III – TKJA
- Series IV – TKJB

 [www.ittcannon.com/cat023](http://www.ittcannon.com/cat023)

## Filter: TMDM (Microminiature D Subminiature)



### TMDM

These microminiature filter connectors offer higher contact density than traditional rectangular connectors, making them ideally suited for applications where space is limited and EMI/RFI filtering is required. They are designed to meet applicable portions of MIL-PRF-83513.

#### Applications:

- Jamming Devices
- Telemetry Systems

#### Product Features:

- Transverse monolith capacitive filter for EMI/RFI shielding.
- Rugged aluminum one-piece shell.

 [www.ittcannon.com/cat024](http://www.ittcannon.com/cat024)

## Filter: TPV (Miniature Circular)



### TPV

These miniature circular filter connectors are designed to combine the functions of a standard electrical connector and a feed-thru into one compact package. They are designed to meet applicable portions of MIL-C-26482, Series 2 and MIL-C-83723, Series 1.

#### Applications:

- Avionics Systems
- Fire Control Units

#### Product Features:

- Small packaging.
- Total EMI protection.

 [www.ittcannon.com/cat025](http://www.ittcannon.com/cat025)

Hermetic: BFH/TBFH; MIL-C-5015 (Standard Circular)



**BFH/TBFH**

The BFH is a hermetically sealed version of the BFR (Bulkhead Fitting Receptacle). The TBFH is a hermetically sealed version of the TBF (Thru-Bulkhead Fitting Receptacle). It is flange mounted and mates with 3106, 3107 and 3108 plugs.

**Applications:**

- Commercial Aircraft
- Industrial
- Military

**Product Features:**

- Meets the requirements of MIL-C-5015.

 [www.ittcannon.com/cat280](http://www.ittcannon.com/cat280)

Hermetic: D\*H/D\*TBH; MIL-DTL-24308 (D Subminiature)



**D\*H/D\*TBH**

The hermetically sealed D\*H and D\*TBH connectors are designed to meet environmental conditions of extreme pressure differential. These connectors are part of the D Subminiature series and are qualified to MIL-DTL-24308. The hermetic seal prevents leakage and subsequent accumulation of corrosive moisture behind the connector.

**Applications:**

- Commercial Aircraft
- Industrial
- Military

**Product Features:**

- Qualified to MIL-DTL-24308.

 [www.ittcannon.com/cat281](http://www.ittcannon.com/cat281)

Hermetic: GS; MIL-C-5015 (Standard Circular)



**GS**

Cannon hermetic sealed GS (Glass Sealed) connectors are designed for applications where a vacuum, inert gas, or a constant or controlled pressure is required to eliminate adverse effects created by atmospheric changes.

**Applications:**

- Commercial
- Industrial
- Military

**Product Features:**

- Meets the requirements of MIL-C-5015.

 [www.ittcannon.com/cat282](http://www.ittcannon.com/cat282)

Hermetic: KJLY/KJY/KJAY; MIL-DTL-38999, Series I, II, III (Miniature Circular)



**KJLY/KJY/KJAY**

Cannon's KJLY, KJY and KJAY connectors are hermetically sealed and designed to meet the critical performance and design requirements of MIL-DTL-38999. Engineered for high density circuitry capabilities, these connectors are designed to operate at temperatures ranging from -65°C to 200°C (-85°F to 392°F).

**Applications:**

- Industrial
- Military

**Product Features:**

- Qualified to MIL-DTL-38999.

 [www.ittcannon.com/cat283](http://www.ittcannon.com/cat283)

Hermetic: KPTH/PVAH; MIL-C-26482, Series I, II (Miniature Circular)



**KPTH/PVAH**

Cannon's hermetically sealed KPTH and PVAH (MIL-C-26482, Series I and II) connectors are designed for those applications and environments that require delicate mechanisms to be protected from variations in atmospheric pressure.

**Applications:**

- Industrial
- Military
- Transportation

**Product Features:**

- Series I is qualified to MIL-C-26482.

 [www.ittcannon.com/cat284](http://www.ittcannon.com/cat284)

Hermetic: MDMH; MIL-PRF-83513 (Microminiature D Subminiature)



**MDMH**

MDMH microminiature hermetic connectors feature compression glass sealed contacts into a steel shell with a high grade plastic "front end" insulator. An interfacial seal provides environmental protection when mated. MDMH receptacles are soldered to a chassis or container providing a completely leak-proof unit.

**Applications:**

- Commercial Aircraft
- Industrial
- Military

**Product Features:**

- Meets the requirements of MIL-PRF-83513.

 [www.ittcannon.com/cat285](http://www.ittcannon.com/cat285)

## IEEE-1394 Host Connector: Fire Wire



### Fire Wire

The IEEE-1394 multimedia connection enables simple, low cost, high-bandwidth isochronous (real-time) data interfacing between computers, peripherals, and consumer electronics. A serial bus architecture that allows multiple connections from a single PC port.

### Applications:

- Digital Video Recorders
- Computer Graphics Cards

*New*

### Product Features:

- Ability to mix isochronous and asynchronous data on a single connection.

 [www.ittcannon.com/cat098](http://www.ittcannon.com/cat098)

Microminiature: Micro Line – MDM (Micro D Metal); MIL-DTL-83513



**MDM**

The Micro D Metal (MDM) connectors meet or exceed the applicable requirements of MIL-DTL-83513. MDM connectors utilize the unique Micropin/Microsocket contact design system. This system features seven points of electrical contact. It assures high normal force, excellent wipe and superior shock and vibration performance.

**Applications:**

- Military Electronics
- Navigation Systems
- Oil Exploration

**Product Features:**

- Micropin/Microsocket contacts, unique twist pin and solid tubular socket.
- Contacts on 1,27 (.050) min. center spacing.

 [www.ittcannon.com/cat315](http://www.ittcannon.com/cat315)

Microminiature: Micro Line – MDM-PCB (Micro D-Printed Circuit Board); MIL-DTL-83513



**MDM-PCB**

The Micro D Metal Printed Circuit Board (MDM-PCB) connectors meet or exceed the applicable requirements of MIL-DTL-83513. MDM-PCB connectors utilize the unique Micropin/Microsocket contact design system. This system features seven points of electrical contact. It assures high normal force, excellent wipe and superior shock and vibration performance.

**Applications:**

- Military Electronics
- Robotics
- Satellites

**Product Features:**

- Micropin/Microsocket contacts, unique twist pin and solid tubular socket.
- Contacts on 1,27 (.050) min. center spacing.

 [www.ittcannon.com/cat317](http://www.ittcannon.com/cat317)

Microminiature: Micro Line – MDM C/P (Micro D Metal Coaxial/Power)



**MDM C/P**

The Micro D Metal Coaxial/Power (MDM C/P) connectors meet or exceed the applicable requirements of MIL-DTL-83513. Coaxial and Power contacts can be interchanged as desired and offer the versatility of combining with signal lines in the same connector.

**Applications:**


- Commercial Avionics
- Missiles

**Product Features:**

- Micropin/Microsocket contacts, unique twist pin and solid tubular socket.
- Contacts on 1,27 (.050) min. center spacing.

 [www.ittcannon.com/cat316](http://www.ittcannon.com/cat316)

Microminiature: Micro Line – MD (Micro D Plastic); MIL-DTL-83513



**MD**

The Micro D (MD) microminiature rectangular connectors meet or exceed the applicable requirements of MIL-DTL-83513. MD connectors are designed for use in applications requiring highly reliable, extremely small, lightweight connectors. Connectors are available in two insulator materials, allowing wide versatility in most applications required by industry.

**Applications:**

- High Speed Data
- Scanners

**Product Features:**

- Micropin/Microsocket contacts, unique twist pin and solid tubular socket.
- Contacts on 1,27 (.050) min. center spacing.

 [www.ittcannon.com/cat312](http://www.ittcannon.com/cat312)

Microminiature: Micro Line – MDB C/P



**MDB C/P**

The Micro D (MD) microminiature rectangular connectors meet or exceed the applicable requirements of MIL-DTL-83513. MD connectors are designed for use in applications requiring highly reliable, extremely small, lightweight connectors. Connectors are available with your choice of two insulator materials, allowing wide versatility in most applications required by industry.

**Applications:**

- Avionic Equipment
- Computer Equipment

**Product Features:**

- Micropin/Microsocket contacts, unique twist pin and solid tubular socket.
- Contacts on 1,27 (.050) min. center spacing.

 [www.ittcannon.com/cat313](http://www.ittcannon.com/cat313)

Microminiature: Micro Line – MDB-PCB (Micro D Plastic-Printed Circuit Board)



**MDB-PCB**

The Micro D (MDB-PCB) microminiature rectangular connectors meet or exceed the applicable requirements of MIL-DTL-83513. They are designed for use in applications requiring highly reliable, extremely small, lightweight connectors. Connectors are available in two insulator materials, allowing wide versatility in most applications required by industry.

**Applications:**

- Commercial Instruments
- High Speed Data

**Product Features**

- Micropin/Microsocket contacts, unique twist pin and solid tubular socket.
- Contacts on 1,27 (.050) min. center spacing.

 [www.ittcannon.com/cat314](http://www.ittcannon.com/cat314)

Microminiature: Micro Line – MT (MTV/MTB) (Micro Strip)



**MT (MTV/MTB)**

The Micro Strip (MT) microminiature connectors provide an extremely dense and reliable interconnection solution in a minimum profile package. These connectors meet or exceed the applicable requirements of MIL-DTL-83513. MT connectors utilize the unique Micropin/Microsocket contact design system. This system features seven points of electrical contact. It assures high normal force, excellent wipe and superior shock and vibration performance.

**Applications:**

- Satellites
- Instrumentation

**Product Features:**

- Micropin/Microsocket contacts, unique twist pin and solid tubular socket.

 [www.ittcannon.com/cat324](http://www.ittcannon.com/cat324)

Microminiature: Micro Line – MEB (Micro Edgeboard)



**MEB**

The Micro Edgeboard (MEB) connector series provides a combination of high density and high reliability. MEB connectors utilize the unique Micropin/Microsocket contact design system. This system features seven points of electrical contact. It assures high normal force, excellent wipe and superior shock and vibration performance.

**Applications:**

- Industrial Systems
- Military Electronics

**Product Features:**

- Micropin/Microsocket contacts, unique twist pin and solid tubular socket.
- Contacts on 1,27 (.050) min. center spacing.

 [www.ittcannon.com/cat319](http://www.ittcannon.com/cat319)

Microminiature: Centi Line – 2D (Double Density D)



**2D**

The Double Density D (2D) is a rectangular connector in the popular D Subminiature shell configuration. It offers (approximately) double the contact density in the same insert area.

**Applications:**

- Communications
- Instrumentation and Controls

**Product Features:**

- Contacts on 1,91 (.075) min. center spacing.
- Reliable, field-proven Centipin/Centisocket contacts.

 [www.ittcannon.com/cat308](http://www.ittcannon.com/cat308)

Microminiature: Centi Line – 2DD (Environmental Double Density D)



**2DD**

The Environmental Double Density D (2DD) is an environmental rectangular connector in the popular D Subminiature configuration. It offers double the contact density in the same insert area and features superior vibration and moisture resistance characteristics.

**Applications:**

- Avionics
- Instrumentation

**Product Features:**

- Contacts on 1,91 (.075) min. center spacing.
- Reliable, field-proven Centipin/Centisocket contacts.

 [www.ittcannon.com/cat309](http://www.ittcannon.com/cat309)

Microminiature: Centi Line – CDL (Centi D Lock)



**CDL**

The Centi D Lock (CDL) series is an all plastic monoblock high density rectangular connector. The CDL is a general purpose connector with a peripheral O-ring and wire sealing gasket. The CDL connector can accommodate 139 contacts.

**Applications:**


- Aircraft and Avionics
- Instrumentation and Controls

**Product Features:**

- Contacts on 1,91 (.075) min. center spacing.
- Reliable, field-proven Centipin/Centisocket contacts.

 [www.ittcannon.com/cat310](http://www.ittcannon.com/cat310)

Microminiature: Centi Line – CTA (Centi Strip)



**CTA**

The Centi-Loc (CTA) series are low-cost nylon strip connectors designed for military and commercial applications. The Centi-Loc strip connector may be ordered as a kit or ordered in bulk and assembled as desired.

**Applications:**

- Communications
- Medical Equipment

**Product Features:**

- Reliable, field-proven Centipin/Centisocket contacts.

 [www.ittcannon.com/cat311](http://www.ittcannon.com/cat311)

Microminiature: Nano Line – NDM (Nano D Metal)



**NDM**

The Nano D Metal (NDM) is a metal shell connector that features the highly reliable Twist Pin Contact system. Twist Pin design allows continuity in very dense areas and under severe shock and vibration environments.

**Applications:**

- Geological Exploration
- Panel-to-Board

**Product Features:**

- Contacts on 0,64 (.025) min. center spacing.

 [www.ittcannon.com/cat325](http://www.ittcannon.com/cat325)

Microminiature: Nano Line – NJS (Nano Center Jackscrew Rectangular)



**NJS**

The Nano Jackscrew (NJS) series is a rectangular configuration with a center jackscrew. This connector features the highly reliable Twist Pin Contact system. Twist Pin design allows continuity in very dense areas and under severe shock and vibration environments.

**Applications:**

- Cable-to-Cable

**Product Features:**

- Contacts on 0,64 (.025) min. center spacing.
- Rectangular configuration with center jackscrew.

 [www.ittcannon.com/cat326](http://www.ittcannon.com/cat326)

Microminiature: Nano Line – NT (NTP/NTDP) (Nano Strip)



**NT (NTP/NTDP)**

The single NTP or dual NTDP Nano Strip connectors feature the highly reliable Twist Pin Contact system. Twist Pin design allows continuity in very dense areas and under severe shock and vibration environments.

**Applications:**


- Medical
- Space Systems

**Product Features:**

- Max. 20 contacts on 0,64 (.025) min. center spacing.
- Max. 40 contacts on 1,27 (.050) min. center spacing.

 [www.ittcannon.com/cat327](http://www.ittcannon.com/cat327)

Microminiature: Micro Line – MJS (Micro Center Jackscrew)



**MJS**

The Micro Center Jackscrew (MJS) series meets or exceeds the applicable requirements of MIL-DTL-83513. MJS connectors utilize the unique Micropin/Microsocket contact design system. This system features seven points of electrical contact. It assures high normal force, excellent wipe and superior shock and vibration performance.

**Applications:**

- Board-to-Board
- Board-to-Cable

**Product Features:**

- Micropin/Microsocket contacts, unique twist pin and solid tubular socket.
- Contacts on 1,27 (.050) min. center spacing.

 [www.ittcannon.com/cat322](http://www.ittcannon.com/cat322)



Microminiature: Micro Line – MIKM (Micro K Screw Coupling Series)



**MIKM**

The Micro K Screw Coupling (MIKM) series offers a steel shell for improved ruggedness and RFI resistance yet they are lightweight. They meet or exceed the applicable requirements of MIL-DTL-83513. MIKM connectors utilize the unique Micropin/Microsocket contact design system. This system features seven points of electrical contact. It assures high normal force, excellent wipe and superior shock and vibration performance.

**Applications:**

- High Reliability Cameras
- Instrumentation

**Product Features:**

- Micropin/Microsocket contacts, unique twist pin and solid tubular socket.
- Contacts on 1,27 (.050) min. center spacing.

 [www.ittcannon.com/cat320](http://www.ittcannon.com/cat320)

Microminiature: Micro Line – MIKQ (Micro K Push/Pull Coupling Series)



**MIKQ**

The Micro K Push/Pull coupling (MIKQ) series offers a metal shell and a quick disconnect feature. They meet or exceed the applicable requirements of MIL-DTL-83513. MIKQ connectors utilize the unique Micropin/Microsocket contact design system. This system features seven points of electrical contact. It assures high normal force, excellent wipe and superior shock and vibration performance.

**Applications:**

- Computers
- Head Sets

**Product Features:**

- Micropin/Microsocket contacts, unique twist pin and solid tubular socket.
- Contacts on 1,27 (.050) min. center spacing.

 [www.ittcannon.com/cat321](http://www.ittcannon.com/cat321)

Microminiature: Micro Line – MDSM



**MDSM**

MDSM's rugged construction and unique contact design provide durability of 500 mating cycles. All of this comes in a sleek package that includes a snap together shield can and a slide over boot producing a cable assembly with an overmolded look and a low assembled cost.

**Applications:**

- Bar Code Scanners
- Hand Held Devices

**Product Features:**

- UL file number E8572.
- Choice of two different latching options (thumbscrew or push-pull).

 [www.ittcannon.com/cat318](http://www.ittcannon.com/cat318)

Microminiature: Micro Line – MSMC



**MSMC**

Microminiature Surface Mount Connectors (MSMC) are rectangular board-to-board and board-to-flat ribbon cable connectors with pitch of 1,27 x 1,27 mm (.050 x .050 inch). Straight and 90° SMT termination, pin and socket, as well as socket IDC with integrated latches.

**Applications:**


- Communication
- Industrial
- Medical

**Product Features:**

- 12, 26, 50, 68, 80 positions.

 [www.ittcannon.com/cat323](http://www.ittcannon.com/cat323)

Mobile: Antenna Capabilities



**Antenna Capabilities**

Cannon is the ideal partner for the development and manufacture of internal antennas, thanks to extensive RF experience, state-of-the-art simulation and testing facility combined with global manufacturing skills.

**Applications:**

- Bluetooth
- Cordless Phones


*New*

**Features and Services:**

- Design, Prototype and Simulation; Testing; Manufacturing; Modular Tooling; Customer Support.

 [www.ittcannon.com/cat255](http://www.ittcannon.com/cat255)

Mobile: LF: Audio Jack



**LF: Audio Jack**

The 2.5 mm mini Audio Jack is designed for hands-free or music applications. Mating halves to these connectors are also available.

**Applications:**

- Hands-Free
- Music


*New*

**Product Features:**

- Available positions:
  - 4:4
  - 5:5
  - 6:6

 [www.ittcannon.com/cat256](http://www.ittcannon.com/cat256)

Mobile: LF: Battery



**LF: Battery**

Cannon offers a wide range of battery connectors either a standard design or customized to meet specific requirements. Available with stamped or wire formed contacts. Wire formed contacts can significantly reduce tooling costs and offer an improved contact surface leading to increased battery life.

**Applications:**

- Wireless Telecom

*New*

**Product Features:**

- Stamped or wire formed contacts.
- Standard or customized connector design.

 [www.ittcannon.com/cat257](http://www.ittcannon.com/cat257)

Mobile: LF: DC Jack



**LF: DC Jack**

Cannon offers a wide range of DC Jacks in various sizes and current ratings. All DC and Power Jacks have been tested and built in accordance with the EIA and MIL-STD guidelines. Coplanarity of 0,1 mm from the seating plane, can be held.

**Applications:**

- Mobile Cell phones
- PDA


*New*

**Product Features:**

- Gold or silver plated contacts.
- Convection or Infrared reflow soldering.

 [www.ittcannon.com/cat258](http://www.ittcannon.com/cat258)

Mobile: LF: Keypad



**LF: Keypad**

The Keypad connector can be integrated into a keypad module. Contacts are pre-loaded and offer an anti-lifting feature. Keypad connectors are overmolded and 100% inspected, to ensure the most stringent coplanarity and quality requirements are met.

**Applications:**

- Wireless Telecom


*New*

**Product Features:**

- Contacts are pre-loaded and feature anti-lifting protection.
- 100% inspection ensures quality and coplanarity.

 [www.ittcannon.com/cat259](http://www.ittcannon.com/cat259)

Mobile: LF: LCD



**LF: LCD**

Cannon's small LCD connector enables a low cost connection between an LCD panel and a printed circuit board with a minimum height. The contact design is very robust, featuring a 0.2 N minimum contact force and a 0.6 N maximum.

**Applications:**

- Wireless Telecom

*New*

**Product Features:**

- Available positions: 9, 10.
- Compact size.
- Low profile and low cost.

 [www.ittcannon.com/cat260](http://www.ittcannon.com/cat260)

Mobile: LF: Mini USB



**LF: Mini USB**

Cannon's Mini USB series brings plug-and-play technology to the external and output devices found on today's high performance personal electronic equipment. Mini USB technology is ideal for connecting electronic devices to computer peripheral equipment. It is easy-to-use and features a standardized design, allowing use in a wide variety of applications.

**Applications:**

- Digital Cameras
- PDA

*New*

**Product Features:**

- Meets the current USB release standard.
- Compact in size and lightweight.

 [www.ittcannon.com/cat261](http://www.ittcannon.com/cat261)

Mobile: LF: Universal Contact



**LF: Universal Contact**

The Universal Contact provides a standard interface solution across many platforms, therefore reducing qualification testing. In addition, these contacts eliminate the need for individual spring contacts on modular components. Universal Contacts are very small and can be soldered directly onto the PCB with a minimum pitch of 1,35 mm between contacts.

**Applications:**

- Speakers
- Microphones


*New*

**Product Features:**

- Contacts can be soldered directly onto PCB.
- Contacts are pre-loaded and feature anti-lifting protection.

 [www.ittcannon.com/cat262](http://www.ittcannon.com/cat262)

Mobile: RF: Fakra



**RF: Fakra**

The 50 ohm Fakra connector features a solid one piece metal design. It offers a low mating/unmating force with high electrical performance, at 3 GHz, while contact resistance values are maintained from connector to connector.

**Applications:**

- Global Positioning Satellite
- Vehicular Internet Access

*New*

**Product Features:**

- Supports 0 to 4 GHz transferring speed.
- Available in a variety of colors.

 [www.ittcannon.com/cat263](http://www.ittcannon.com/cat263)

Mobile: RF: LPC CP1/CP2



**RF: LPC CP1/CP2**

The LPC CP1/CP2 RF switchable connectors are ideal for small handsets and offer high performance in a very compact design and a unique cold pin to minimize the RF emissions in unmated conditions.

**Applications:**

- Mobile Phones
- PDA

*New*

**Product Features:**

- Cold pin to minimize RF emissions in unmated conditions.
- Low profile of 5,6 mm.

 [www.ittcannon.com/cat264](http://www.ittcannon.com/cat264)

Mobile: RF: LPC CP1/CP2 Accessories



**RF: LPC CP1/CP2 Accessories**

To compliment the LPC CP1/CP2 PCB connectors, Cannon offers a wide range of accessories to cover different needs for testing. These accessories are also ideal for the automotive industry.

Our accessories can be easily customized for specific projects.

**Applications:**

- Car kits
- On-line production testing
- Testing

*New*

 [www.ittcannon.com/cat265](http://www.ittcannon.com/cat265)

Mobile: RF: LPC Dual Port



**RF: LPC Dual Port**

The LPC Dual Port is a surface mount connector. It is easy-to-assemble and very robust. It allows dual connection to both cellular and satellite frequencies.

**Applications:**

- Portable Radio
- Portable Satellite

*New*

**Product Features:**

- Easy-to-assemble.
- Surface mount.

 [www.ittcannon.com/cat266](http://www.ittcannon.com/cat266)

Mobile: RF: LPC MID



**RF: LPC MID**

The MID switchable connector is lightweight, small in size, and surface mounted with a low profile of 3,47 mm. This new generation of mobile phone connectors uses the latest plated plastics technology, which permits the outer shape to be modified easily, allowing for a more flexible design.

**Applications:**

- Mobile Phones
- PDA

*New*

**Product Features:**

- Plastic plated shell.
- Compact design and lightweight.

 [www.ittcannon.com/cat267](http://www.ittcannon.com/cat267)

Mobile: RF: LPC Mk III



**LPC Mk III**

The decreasing size of mobile handsets and the quest for ever improving performance now requires the RF connector to be located near to the antenna. It is with these trends in mind that Cannon has developed the miniature LPC Mk III switchable connector to offer a high performance solution in an extremely small package.

**Applications:**

- Mobile Phones


*New*

**Product Features:**

- This surface mounted connector has a low profile with a nominal height of only 3,47 (.136).
- Designed for reflow soldering processes.

 [www.ittcannon.com/cat268](http://www.ittcannon.com/cat268)

Mobile: RF: LPC SP1



**RF: LPC SP1**

The LPC SP1 is the waterproof version of the LPC CP1/CP2 RF switchable connector. It features a special seal, allowing it to be IP67 compliant (1 meter of water). These connectors are ideal for small handsets. They offer high performance in a very compact design with a unique cold pin to minimize the RF emissions in unmated conditions.

**Applications:**

- Mobile Phones
- PDA


*New*

**Product Features:**

- Sealed to IP67.
- Low profile of 5,6 mm.

 [www.ittcannon.com/cat269](http://www.ittcannon.com/cat269)

Mobile: RF: LPC TP-1



**RF: LPC TP-1**

The ultra-small LPC TP-1 has been developed as an antenna test port for portable terminal interfaces and the inspection of PCB boards. It is an ideal solution for applications that do not require a very high number of mating cycles.

**Applications:**

- Mobile Phones
- PDA

*New*

**Product Features:**

- 100% inspection ensures quality.
- Tape and reel packaging.

 [www.ittcannon.com/cat270](http://www.ittcannon.com/cat270)

PC Card: PCMCIA I/O Card Kit, StarCard II ♦



**StarCard II**

The StarCard II is a frameless PCMCIA I/O Card Kit with two surface-mount connectors, stainless steel snap-on covers and a shielded cable connector. The StarCard II utilizes a custom I/O connector system which is the most robust in the market today.

**Applications:**

- GPS Devices
- HPC/PDA

**Product Features:**

- Meets current PCMCIA release standard.
- Maximizes available area on PCB.

 [www.ittcannon.com/cat045](http://www.ittcannon.com/cat045)

♦ Trademark of ITT Industries, Inc.

PC Card: PCMCIA I/O Card Kit, StarCard Ultra ♦



**StarCard Ultra**

The Ultra product family utilizes ultrasonically welded covers. Available in both Type I and Type II packages. These packages offer a wide variety of standard PCMCIA I/O connectors.

**Applications:**

- LAN/Modems
- Wireless LAN

**Product Features:**

- Meets current PCMCIA release standard.
- Improved assembly cycle times.

*New*

 [www.ittcannon.com/cat046](http://www.ittcannon.com/cat046)

♦ Trademark of ITT Industries, Inc.

Printed Circuit Board: MiniStack



MiniStack

MiniStack series is a surface mount technology (SMT) based on a hermaphroditic design, meaning the male and female connector are identical. This design meets the demand for an economical solution in modern miniature electronic applications. MiniStack series features a compact low profile, designed for modern board-to-board solutions. The dual-sided PCB application contact principle provides for a tilt-proof connector position on the PCB.

Applications:

New

- Electronic Toys
- Medical Equipment, Portable Diagnostics

Product Features:

- Gripper surface is integrated with the insulator body.
- Compact, low profile.

[www.ittcannon.com/cat182](http://www.ittcannon.com/cat182)

Printed Circuit Board: PFPC/FPC/FFC



PFPC/FPC/FFC

The PFPC/FPC Series is a compact, low profile connector, featuring Zero Insertion Force (ZIF) technology. ZIF design allows repeated cycling with minimal wear to the contacts. The PFPC/FPC Series meets the most stringent electrical and mechanical requirements, assuring system integrity.

Cannon's Flexible Flat Cable (FFC) connectors incorporate multiple pitch contact systems. This system facilitates easy termination to flat cable.

Applications:

New


- Digital Cameras
- Mobil Phones

Product Features:

- Compact, low profile.
- Offered in SMT or DIP variants.

[www.ittcannon.com/cat183](http://www.ittcannon.com/cat183)

Printed Circuit Board: Tempus<sup>♦</sup> CBC-20



Tempus CBC-20

Tempus CBC-20 is a modular two part plug and receptacle system. It is a reverse system with the male pin contacts mounted on the backplane and the female socket contacts mounted on the daughtercard. It is used in DC, low frequency analog & digital high speed applications.

Applications:

- Data Communication
- Telecommunication

Product Features:

- Optimum 2 mm connector pitch.
- Durability: 1000 mating cycles min.

[www.ittcannon.com/cat184](http://www.ittcannon.com/cat184)

<sup>♦</sup> Trademark of ITT Industries, Inc.

Printed Circuit Board: Tempus<sup>♦</sup> CBC-20-HS, Series 1000/2000



Tempus CBC-20-HS

The Tempus 1000/2000 Series is a high-speed stripline-shielded backplane connector system. The 1000 Series features a unique stripline structure in both the header and receptacle. The 2000 Series adds column-wise stripline shielding to the header. They are similar in profile, footprint and mating interface to the Cannon Tempus CBC-20 connectors.

Applications:

New

- Backplane
- Midplane


Product Features:

- According to IEC 61076-4-104 specification.
- Available in 5 and 8-row configurations.

[www.ittcannon.com/cat185](http://www.ittcannon.com/cat185)

<sup>♦</sup> Trademark of ITT Industries, Inc.

Rack and Panel: BKA; ARINC Series 600 Standard



**BKA**

Cannon's BKAD/BKAE connectors are available with rear release/rear removable, low insertion force contacts. They are interchangeable with the contacts used in the DPX series and permit retrofit of existing equipment.

BKAF connectors are totally intermateable and intermountable with ARINC Series 600 Standard connectors now in the field. They use front release/front removable, low insertion force contacts.

**Applications:**

- Avionic Equipment
- Commercial Aircraft

**Product Features:**

- Up to 800, size 22 contacts in one connector.
- Low insertion force contacts.

 [www.ittcannon.com/cat134](http://www.ittcannon.com/cat134)

Rack and Panel: DPA/DPAMA (Miniature)



**DPA/DPAMA**


DPA series connectors are rugged, miniature rack and panel plugs utilizing maximum insert space in a one-piece shell.

**Applications:**

- Avionic Equipment
- Commercial Aircraft

**Product Features:**

- DPAMA connectors feature Little Caesar rear release contact retention assembly.

 [www.ittcannon.com/cat135](http://www.ittcannon.com/cat135)

Rack and Panel: DPD/DPDMA



**DPD/DPDMA**

Cannon's DPD rack and panel connectors are distinguished from other connector lines by their rectangular shape which provides maximum space utilization on rack or chassis mounted equipment. They are available in non-environmental single and two-gang configurations.

**Applications:**

- Computer Panels
- GFE Test Equipment

**Product Features:**

- DPDMA/DPD2MA connectors feature Little Caesar rear release contact retention assembly. Preferred for new design.

 [www.ittcannon.com/cat136](http://www.ittcannon.com/cat136)

Rack and Panel: DPGM/DPJM/DPJMB



**DPGM/DPJM/DPJMB**

Cannon's DPGM, DPJM, and DPJMB connectors are designed for applications where space and weight are prime considerations. Their rectangular shape provides maximum space utilization and permits easy removal of equipment for inspection and/or repair.

**Applications:**

- Avionics Equipment
- Commercial Aircraft


**Product Features:**

- DPJMB features Little Caesar rear release contact retention assembly. Preferred for new design.

 [www.ittcannon.com/cat137](http://www.ittcannon.com/cat137)



Rack and Panel: DPK; MIL-C-83733 (USAF)



**DPK**

Cannon's DPK series are high performance environment-resistant, rectangular connectors qualified to MIL-C-83733 (USAF). They feature crimp snap-in contacts in the dependable Little Caesar rear release contact retention assembly. This field-proven assembly permits contacts to be inserted and extracted at the rear of the connector.

**Applications:**

- Commercial Aircraft
- Military Aircraft

**Product Features:**

- Qualified to MIL-C-83733 (USAF).
- Little Caesar rear release contact retention assembly.

 [www.ittcannon.com/cat138](http://www.ittcannon.com/cat138)

Rack and Panel: DPX; ARINC Series 404 Standard



**DPX, ARINC Series 404 Standard**

The DPX series are one-piece shell miniature rack and panel connectors. They are available in single through four gang versions with ARINC Series 404 Standard shells. Their construction offers high strength and maximum utilization of insert area.

**Applications:**

- Avionic Equipment
- Commercial Aircraft

**Product Features:**

- Accommodates up to 424 contacts.

 [www.ittcannon.com/cat139](http://www.ittcannon.com/cat139)

Rack and Panel: DPXNA/DPXNE; MIL-C-81659



**DPXNA/DPXNE**

Cannon's DPXNA (non-environmental, Type IV) and DPXNE (environmental, Types II and III) rack and panel connectors are designed to meet or exceed the requirements of MIL-C-81659, Revision B. They are available in single through four gang configurations, with a total of 12 contact arrangements accommodating contact sizes 12, 16, 20 and 22, and combination standard and coaxial contacts.

**Applications:**

- Commercial Aircraft
- Military Aircraft

**Product Features:**

- Little Caesar rear release contact retention assembly.
- Qualified to MIL-C-81659.

 [www.ittcannon.com/cat140](http://www.ittcannon.com/cat140)

Rack and Panel: SGA – Single Gang ARINC



**SGA**

SGA connectors utilize all the signal cavity inserts and contacts featured in the ARINC Series 600 Standard connector. It was designed to be used where there are space constraints in which an ARINC Series 600 Standard connector cannot be used. Cannon's SGA connector fills the need for a 150 maximum contact connector with a smaller shell design than shell size 2 of ARINC Series 600 Standard, and has more contacts available than single gang DPX with 106, size 22, contacts.

**Applications:**

- Avionic Equipment
- Commercial Aircraft

**Product Features:**

- Both environmental and non-environmental versions.
- Low insertion force contacts.

 [www.ittcannon.com/cat141](http://www.ittcannon.com/cat141)

RF: 1.0/2.3



1.0/2.3

The Cannon 1.0/2.3 connectors are offered in both 50 ohm and 75 ohm series. These connectors are now widely used in telecommunication systems where, due to their smaller size, significant space saving can be achieved. The new CoSMID range of surface mount modular PCB connectors offer 2, 3, & 4 port configurations. Ideally suited to RF and high speed digital equipment, the connectors are designed to meet the requirements of CECC 22230 and DIN 47247.

Applications:

- Switching Equipment
- Transmission Equipment

Product Features:

- Push-Pull coupling mechanism.
- CoSMID surface mount PCB modules.

[www.ittcannon.com/cat072](http://www.ittcannon.com/cat072)

RF: 1.6/5.6



1.6/5.6

The Cannon range of 1.6/5.6 connectors are suitable for use in 75 ohm communication systems. These connectors have become the recognized standard in telecommunication systems in many parts of the world. These connectors are designed to meet the requirements of DIN 47295, CECC 22240 and IEC 169-13.

Applications:

- Switching Equipment
- Telecom Systems
- Transmission Equipment
- Voice over Internet Protocol

[www.ittcannon.com/cat073](http://www.ittcannon.com/cat073)

RF: Between Series Adapters (Adaptors)



Between Series Adapters

Cannon's Between Series Adapters are widely used for high efficiency transitions between various types of RF coaxial connectors. They are used for connecting test equipment to systems employing a different type connector, or they are used as a component in electronic equipment where it is desirable to have one type of connector for external connections and another type for internal connections.

All Between Series Adapters are designed for lowest VSWR characteristics up to the frequency limits of the connector types involved. All popular types of miniature, subminiature and microminiature designs are available.

Applications:

- Industrial Systems
- Military Equipment
- Telecom Systems
- Test & Instrumentation Equipment

[www.ittcannon.com/cat074](http://www.ittcannon.com/cat074)

RF: BNC



BNC

The 75 ohm 90° BNC RF connectors are designed to meet and exceed the most rigorous demands in today's central offices. The 90° BNC connectors feature full crimp designs and can be easily terminated in the field with our recommended tools.

Applications:

- Central Office Switching
- Telecommunications

Product Features:

- Fits 734 and 735 type DS3 coaxial cables.
- Available in single or bulk package.

*New*

[www.ittcannon.com/cat075](http://www.ittcannon.com/cat075)

RF: Coaxial Terminators



**Coaxial Terminators**

Cannon's Coaxial Terminators provide a low cost means of cable junction to a printed circuit where engagement and disengagement are not required. This method of terminating cable on PCBs eliminates the inconsistency associated with hard wiring.

**Applications:**

- Consumer Products
- Industrial Equipment

**Product Features:**

- Easy to assemble.
- Low cost.

 [www.ittcannon.com/cat076](http://www.ittcannon.com/cat076)

RF: MMCX



**MMCX**

Tomorrow's base stations and wireless architectures require the highest level of RF performance. Cannon's MMCX connector series is rated at 6 GHz and is about 50 percent of the size of the MCX and SMB series. The MMCX connector is designed with a 50 ohm impedance and a reliable snap-on coupling method producing low "RF leakage". It is designed for use in applications where space requirements are small and weight limitations are demanded.

**Applications:**

- Automotive
- GPS

**Product Features:**

- High reliability and long service life.
- Low RF leakage value.

 [www.ittcannon.com/cat077](http://www.ittcannon.com/cat077)

RF: QT-BNC



**QT-BNC**

This totally new termination technique provides the QT-BNC with a high pressure, gas tight center conductor joint of exceptional mechanical integrity, without crimping the center contact. The QT-BNC is a 75 ohm pre-assembled connector with an integral center contact and rear crimp ferrule. This connector may be terminated onto cable in under 20 seconds, significantly reducing installation costs.

**Applications:**

- Telecommunications
- Broadcast Systems

**Product Features:**

- Plastic rear cap is color coded for easy identification of cable type.
- Meets Telcordia/SMPTE 292M standards.

 [www.ittcannon.com/cat078](http://www.ittcannon.com/cat078)

RF: Sealflex 2



**Sealflex 2**

Cannon's Sealflex 2 microwave cable assemblies are designed for applications requiring consistent microwave performance through to 18 GHz and may be used with minimal degradation to 26 GHz, with SMA connectors.

All connector designs, except BNC, exhibit "mode free" characteristics to 18 GHz, thereby allowing low VSWR to be specified without "spikes" being present in the upper frequency spectrum.

**Applications:**

- Avionic Systems
- Commercial Communications Equipment

**Product Features:**

- 100% tested for VSWR and insertion loss and test plots are supplied with each item.

 [www.ittcannon.com/cat079](http://www.ittcannon.com/cat079)

RF: SMA – Commercial



**SMA – Commercial**

Cannon offers a range of Commercial SMA, brass bodied connectors. These offer a more economic product for a slightly reduced performance. They are supplied with either gold or nickel plating. Also, available with passivated stainless steel coupling nuts.

**Applications:**

- Base Station - Networks
- Test & Instrumentation Equipment

**Product Features:**

- SMA plugs are environmentally sealed using a gasket.
- Intermateable with all SMA connectors currently available.

 [www.ittcannon.com/cat080](http://www.ittcannon.com/cat080)

RF: SMA – Precision



**SMA – Precision**

Cannon's Precision SMA connectors feature the MIL-C-39012 Series SMA interface and envelope configuration. They can be mated with all connectors meeting the MIL-SPEC dimensions. Designed for use with a variety of subminiature coaxial cables, superior results are obtained from DC to 18 GHz when used with semi-rigid cables and from DC to 12.4 GHz with flexible cable.

**Applications:**

- Military Equipment
- Radar – Ground and Airborne

**Product Features:**

- SMA plugs are environmentally sealed using a gasket.
- Intermateable with all SMA connectors currently available.

 [www.ittcannon.com/cat081](http://www.ittcannon.com/cat081)

RF: SMA – Slide-On Plug



**SMA – Slide-On Plug**

Slide-On SMA Plugs are designed to allow a reliable and fast method of testing equipment. This connector mates with the standard SMA jack. They completely eliminate the need for torquing and yet provide comparable SMA electrical performance with no wear and tear on the threads of the unit under test.

**Applications:**

- Blind Mating for Rack and Panel
- Production Test Equipment
- Quick Connect or Disconnect of Cables
- Slide-in Components

 [www.ittcannon.com/cat082](http://www.ittcannon.com/cat082)

RF: SMB/SMC



**SMB/SMC**

Cannon's SMB/SMC connectors are compatible with all SMB/SMC connectors conforming with MIL-C-39012, BS9210, UTE C93 561, UTE C93 562, CECC 22130 and CECC 22140.

SMB connectors feature snap-on coupling, allowing rapid mating/unmating. SMC connectors feature screw-on coupling, permitting a low VSWR under vibration conditions and a matched impedance of 50 ohms.

**Applications:**

- Body Scanners – Medical
- Hard Disk Drives
- Radar – Airport Search
- Telecom Systems
- Test & Instrumentation Equipment

 [www.ittcannon.com/cat083](http://www.ittcannon.com/cat083)

RF: SMZ (Type 43)



**SMZ (Type 43)**

The SMZ connector is a telecommunication standard in the UK and in many areas of the world. A series of 75 ohm connectors which feature positive latching and Cannon's unique QT<sup>♦</sup> (Quick Termination) assembly method.

**Applications:**

- Switching Equipment
- Telecom Network
- Transmission Equipment
- Voice over Internet Protocol


**Product Features:**

- Center contact termination using crimp or QT termination method to reduce installed costs.
- Interface to BS9210 F0022.

 [www.ittcannon.com/cat084](http://www.ittcannon.com/cat084)

♦ Trademark of ITT Industries, Inc.

RF: SSIS



**SSIS**

Cannon's Subminiature Intermediate Slide-On Series (SSIS) connectors are miniature versions of the SIS range. The jack-to-jack adaptor has been designed to bias the mating forces. This feature ensures that the components will be retained in the desired module. One end of the adaptor has a higher engagement/separation force than the other. Consequently at separation the high force end of the adaptor will remain in one module while the low force end slides free.

**Applications:**

- Avionic Equipment
- Filters
- Radar
- Telecom – Base Station Equipment

 [www.ittcannon.com/cat085](http://www.ittcannon.com/cat085)

RF: SSMB/SSMC



**SSMB/SSMC**


SSMB 50 ohm connectors feature snap-on coupling, allowing rapid mating/unmating in applications where limited space prohibits the use of torque wrenches or when components/modules must be quickly changed to reduce downtime. SSMC 50 ohm connectors feature screw-on coupling, to provide positive mechanical engagement, where space permits the use of torque wrenches.

**Applications:**

- Avionic Equipment
- Military Radio – Manpack
- Missiles
- Portable Equipment
- Weapon Control Systems

 [www.ittcannon.com/cat086](http://www.ittcannon.com/cat086)

Smart Card: CCM01 (MKI, MKII, MKIII) – Full Size Friction



CCM01 (MKI, MKII, MKIII)

In addition to the CCM01 MKI design, featuring blade switches, Cannon offers the MKII and MKIII series. For applications where space is limited, the MKII provides significant space savings. The MKII features an extremely compact design integrating sealed switch. The SMT version is designed for pick and place compatibility. The MKIII family is the perfect cost effective solution in standard or reverse card reading.

Applications:

- Set Top Boxes
- Electronic Fund Transfer

*New*

Product Features:

- Available with 8 contacts.
- Through hole or SMT.
- Designed according to EMV\* specification.

[www.ittcannon.com/cat208](http://www.ittcannon.com/cat208)

\* Trademark of EMVCo LLC.

Smart Card: CCM02 (MKI, MKII) – Full Size Landing



CCM02 (MKI, MKII) (Integrated System)

With more than 500,000 mating cycles, our exclusive landing technology extends the interconnect life, by having only a minimal contact wiping action. Integrating the ultra-low profile sealed switch, the MKII is the most compact long lasting solution. SMT versions are pick and place compatible.

Applications:

- Point of Sales (POS) Terminal
- ID Security


Product Features:

- Designed according to EMV\* specification.
- Spooned contacts to reduce risk of accidental damage.
- Available with 8 through hole or SMT contacts.

[www.ittcannon.com/cat209](http://www.ittcannon.com/cat209)

\* Trademark of EMVCo LLC.

Smart Card: CCM03 (MKI, MKII, MKIII) – SIM/SAM Holder



CCM03 (MKI, MKII, MKIII)

Designed for SIM/SAM cards; the ruggedized MKI design features hinged covers. The compact design of our MKII series offers fixed cover versions, as well as our exclusive Auto Lock hinged cover, designed for easy card handling.

Applications:

- Mobile Phones
- Portable Devices

*New*

Product Features:

- Fixed or hinged cover.
- Auto Lock metal cover.
- Ultra-low profile sealed switch.

[www.ittcannon.com/cat210](http://www.ittcannon.com/cat210)

Smart Card: CCM04 (MKII, MKIII) – Contact Block



CCM04 (MKII, MKIII)

The CCM04 was designed for applications where the card guidance is built into the equipment to maximize space savings. We offer a wide range of surface mount interconnects with different configurations, different heights and optional end travel card detection switches.

Applications:


- Mobile Phones
- Portable Devices

Product Features

- Inlay or gold plating.
- Ultra low profile sealed switch.

[www.ittcannon.com/cat211](http://www.ittcannon.com/cat211)

Smart Card/Flash Memory Card: CCM05 (MKI, MKII)



**CCM05 (MKI, MKII)**

Cannon's MKII series accepts both Secure Digital (SD) and Multi-Media Card (MMC) flash memory cards. The 9 contact interconnect with write protect detection switch is offered in different thickness. Our latest development of flash card interconnect solution includes a push-on/push-off Memory Stick Duo★ card reader. When only Multi Media card is needed, our MKI family will fit your requirements.

**Applications:**

- PDA
- Portable Devices

*New*

**Product Features:**

- MMC-SD compatible.
- Memory Stick Duo push-in/push-out mechanism.
- Lead free terminal.



[www.ittcannon.com/cat212](http://www.ittcannon.com/cat212)

★ Trademark of Sony.

Smart Card: CCM-J



**CCM-J (Integrated System)**

The CCMJ-014C-E with an ejector mechanism and landing system opens new opportunities for future on-board applications. It offers higher reliability, durability, maximized space savings, and easy installation. Higher performance in the most compact design.

**Applications:**

- Electronic Toll Collection
- Intelligent Transportation System

**Product Features:**

- Available with left side ejector button.
- Reads cards of the ISO standard 7816 (full size smart card).



[www.ittcannon.com/cat213](http://www.ittcannon.com/cat213)

Transportation: APD/DIN 72585



**APD/DIN 72585**

This series of in-line and bulkhead sensor connectors are resistant to engine, transmission and brake fluid – specifically designed for the harsh environment on a vehicle. It also boasts very low contact resistance, so you can benefit from maximum signal integrity.

**Applications:**

- ABS Brake control
- Valve control (water, oil, air pressure)

**Product Features:**

- Bayonet coupling.
- Environmentally sealed to IP69K.

 [www.ittcannon.com/cat057](http://www.ittcannon.com/cat057)

Transportation: APE



**APE**


APE 2 and 3-way connectors are designed to protect against the harshest environmental conditions. It stands up to contaminants, vibration and shock. Low contact resistance provides a maximum signal integrity.

**Applications:**

- ABS/EBS Brake Systems for Truck and Trailers

**Product Features:**

- Environmentally sealed to IP69K.
- Individual wire seals.

 [www.ittcannon.com/cat058](http://www.ittcannon.com/cat058)

Transportation: APV Vector<sup>♦</sup>



**APV Vector**

This series of connectors offers a low cost, lightweight environmental sealing solution with a maximum of space savings. Positive polarization is assured by the trapezoidal shape of the connectors and additional coding positions. Reliable mating and locking is indicated both visually and audibly.

**Applications:**

- Transportation

**Product Features:**

- In-line design.
- Positive mating.
- Secondary terminal locking.
- Signal and Power with single housing.

 [www.ittcannon.com/cat059](http://www.ittcannon.com/cat059)

<sup>♦</sup> Trademark of ITT Industries, Inc.

Transportation: CLC/Y-Splice



**CLC/Y-Splice**

Cannon's Clip Lock Circular (CLC) environmental miniature connector and Y-Splice series are designed to support electronic networks, sensors and actuators direct, in-line and feed-thru interconnect applications. CLC is one rugged connector system that can really take the heat, shock and vibration found in the harshest vehicle environments. CLC's Pass-Thru and Y-Splice connectors both offer field-proven elastomeric seals.

**Applications:**

- CAN Bus Systems (J1939)
- Engine Block – Fuel Injection
- Transmission – Automotive

**Product Features:**

- In-line design.
- Bulkhead feed-thru.

 [www.ittcannon.com/cat060](http://www.ittcannon.com/cat060)



Transportation: SLC/SLC-T



**SLC/SLC-T**

For tough performance circular connector requirements look to the environmentally sealed Snap-(Clip) Lock Circular (SLC/SLC-T) series from Cannon. The connector design ensures a tightly sealed connection that can withstand heat, shock and vibration, preserving the integrity of the solid state package.

**Applications:**

- Black Box
- Printed Circuit Board
- Transmission – Automotive

**Product Features:**

- Superior environmental sealing.
- Low installed cost.
- 5, 8, 10 and 15 contact cavities.

 [www.ittcannon.com/cat061](http://www.ittcannon.com/cat061)

Transportation: SLE



**SLE**

For tough performance rectangular connector requirements look to the Snap Lock Environmental (SLE) series from Cannon. The connector design ensures a tightly sealed connection that can withstand heat, shock and vibration, preserving the integrity of the solid state package, while protecting against contaminants – even when unmated.

**Applications:**

- Black Box
- Control Module
- Printed Circuit Board

**Product Features:**

- Superior environmental sealing.
- Low installed cost.

 [www.ittcannon.com/cat062](http://www.ittcannon.com/cat062)

Trident♦: Multiway – Rack & Panel



**Multiway**

The Multiway range is an extremely reliable and robust series of rack & panel connectors. The design is based on the requirements of MIL-C-28748 and will accept any of the Trident signal or coax contacts. It is available in 6 arrangements ranging from 14 to 75 ways, together with a wide range of accessories and mounting hardware.

**Applications:**

- Rail equipment
- Test equipment

**Product Features:**

- Fully tested to MIL-STD-202 and now IEC 512.
- Recognized under the component program of UL Inc. and CSA.

 [www.ittcannon.com/cat003](http://www.ittcannon.com/cat003)

♦ Trademark of ITT Industries, Inc.

Trident♦: Neptune♦ – Circular



**Neptune**

Neptune is a range of circular connectors specifically designed for harsh environment applications. They are water sealed to IP67 and do not require blanking plugs for unused cavities. Contact arrangements include combinations of signal (13 A) and power (30 A) contacts. The mating uses a highly reliable bayonet coupling system with either high strength metal or corrosion resistant plastic coupling rings.

**Applications:**

- Off Road Vehicles
- Outdoor Electronics

**Product Features:**

- Mixes signal and 30 A power contacts in one housing.
- Full interface and cable sealing up to IP67.

 [www.ittcannon.com/cat005](http://www.ittcannon.com/cat005)

♦ Trademark of ITT Industries, Inc.

Trident♦: Ringlock – Circular



**Ringlock**

Ringlock is a range of robust circular connectors for industrial applications. It uses a metal bayonet coupling system for quick and reliable connections and thermoplastic bodies for low installed cost. The connectors are available in several sizes ranging from 4 to 48 circuits for signals up to 13 A or coax. With the addition of a sealed cable clamp, the connectors can be water sealed to meet IP67.

**Applications:**

- Industrial Electronics
- Manufacturing Equipment

**Product Features:**

- Recognized under the component program of UL Inc. and CSA.
- Rugged metal coupling.

 [www.ittcannon.com/cat004](http://www.ittcannon.com/cat004)

♦ Trademark of ITT Industries, Inc.

Trident♦: Snap Together – Rectangular



**Snap Together – Rectangular**

These are low installed cost connectors rated for up to 13 A and 250 V ac rms. They are typically used for circuit board and internal wiring applications. Snap Together connectors facilitate easy assembly and removal of equipment such as motors, fans, and transformers.

**Applications:**

- Circuit board connections
- Internal connections


**Product Features:**

- Easy cost effective installation.
- Recognized under the component program of UL Inc. and CSA.

 [www.ittcannon.com/cat001](http://www.ittcannon.com/cat001)

♦ Trademark of ITT Industries, Inc.

Trident<sup>♦</sup>: Snap Together – Slimline



**Snap Together – Slimline**

The Slimline Range offers a low profile connector system that is well suited for circuit board applications. The precision machined contacts are ideal for power and sensitive signals.

**Applications:**

- Communications equipment
- Test equipment

**Product Features:**

- Five single row contact arrangements available.
- 10 A per circuit.

 [www.ittcannon.com/cat002](http://www.ittcannon.com/cat002)

♦ Trademark of ITT Industries, Inc.

Trident<sup>♦</sup>: TNM (Trident Neptune Metal) Circular



**TNM**

TNM is a new series of metal shell connectors that, when used with the new shielded end bell, provides RF shielding from cable-to-equipment or cable-to-cable. Connectors and end bells are moisture sealed to IP67. They are ideal for applications that require the additional strength of metal shells.

**Applications:**

- Communication equipment
- Industrial electronics


**Product Features:**

- Can be sealed to IP67.
- Easy-to-assemble.

 [www.ittcannon.com/cat006](http://www.ittcannon.com/cat006)

♦ Trademark of ITT Industries, Inc.

## USB: Universal Serial Bus



### USB

The Universal Serial Bus (USB) connectors and cable assemblies are specifically designed for the new USB computer interconnectivity system which allows multiple connections on a PC and peripherals through a single interconnect system.

- Series A: Out to downstream connection.
- Series B: Out to upstream connection.

### Applications:

- Computer Peripherals
- Storage Devices

### Product Features:

- Ease-of-use through plug and play.
- Low cost.



[www.ittcannon.com/cat151](http://www.ittcannon.com/cat151)

ZIF: DL (Plastic)



**DL1/2/3/5**

The Cannon DL Series of Zero Insertion Force (ZIF) connectors feature: a minimum rated life of 10,000 complete mating/unmating cycles with no performance loss; can be mated/unmated in less than two seconds even with as many as 2496 contacts; and they cost less (often as much as 25% less) per mated line than singular high-density rack & panel connectors.

Simple. Effective. Reliable. Durable.

**Applications:**

- Entertainment
- Medical – Ultrasound

**Product Features:**

- Plastic Body.
- 60, 96, 156, or 260 contact cavities.

 [www.ittcannon.com/cat163](http://www.ittcannon.com/cat163)

ZIF: DL Pressfit PCB Adapter



**DL5 Pressfit**

The DL Pressfit is a unique modification of the standard Zero Insertion Force (ZIF) – DL5 product offering. An eye-of-needle design allows the receptacle side product to be press fit onto an application circuit board assembly.

**Applications:**

*New*

- Medical Ultrasound
- Test & Measurement Equipment

**Product Features:**

- Alignment plate sub-assembly assures proper positioning and structural support during insertion of the DL contacts.

 [www.ittcannon.com/cat164](http://www.ittcannon.com/cat164)

ZIF: DL4



**DL4**

The Cannon DL4 series of Zero Insertion Force (ZIF) connectors feature; a minimum rated life of 20,000 complete mating/unmating cycles with no performance loss; can be mated/unmated in less than two seconds even with as many as 2496 contacts; and they cost less (often as much as 25% less) per mated line than singular high-density rack and panel connectors.

Simple. Effective. Reliable. Durable

**Applications:**

- Medical
- Entertainment

**Product Features:**

- Panel Mount.
- Metal Frame.
- 624, 1248, or 2496 contact cavities.

 [www.ittcannon.com/cat165](http://www.ittcannon.com/cat165)

ZIF: DLD (Drawer)



**DLD1/2**

Cannon has combined Zero Insertion Force (ZIF) technology with remote electrical engagement. The DLD Drawer allows the movement of a drawer or panel to effortlessly mate/unmate the connector halves. As an example: electrical sub-systems can be easily removed for service, interchangeability, or portability.

The contacts in the DLD Drawer product series do not touch each other while the connector halves are mating. This unique ZIF technology, introduced in the Cannon DL series in the early 1970's, has time-tested proven reliability and durability.

**Applications:**

- Telecommunication
- Test Instrumentation
- Transportation

**Product Features:**

- Drawer Style.
- Plastic Body.
- 96 or 156 contact cavities.

 [www.ittcannon.com/cat166](http://www.ittcannon.com/cat166)

ZIF: DLM (Metal)



**DLM1/2/3/5/6**

Cannon has expanded the DL-ZIF series offering with the addition of the DLM (metal shell) versions. The DLM uses a rugged nickel plated aluminum housing. A shield-locking mechanism feature ensures uniform mating pressure around the perimeter of the mated connector to create an EMI/RFI shield. Facilitates compliance of equipment to CE EMC directives.

**Applications:**

- Commercial/Industrial Manufacturing
- Test Instrumentation

**Product Features:**

- Metal body.
- EMI/RFI shielding.
- 60, 96, 156, 260, or 360 contact cavities.

 [www.ittcannon.com/cat167](http://www.ittcannon.com/cat167)

ZIF: DLP-272



**DLP-272**

The DLP is a new Zero Insertion Force (ZIF) wire-to-board connector. Developed for use in multi-conductor cable interface applications. DLP offers higher performance in the most compact design.

**Applications:**

*New*

- Mobile Medical Equipment
- Semiconductor Production

**Product Features:**

- A lower profile plug connector with high-density contact layout.
- EMI/RFI protection with metal shell and grounding spring.

 [www.ittcannon.com/cat168](http://www.ittcannon.com/cat168)

ZIF: RDL – Round DL



**RDL**

The RDL employs the unique Zero Insertion Force (ZIF) technology introduced by Cannon. When the connector is mated, the contacts pass by each other without touching. When the coupling nut is turned 1/8 turn, the connector is locked and the hermaphroditic contacts are brought together with a slight wiping action. Zero Insertion Force means not just easy mating but also long life.

**Applications:**

*New*

- Medical
- Entertainment

**Product Features:**

- Plastic body.
- Die cast metal coupling ring for durability.
- Accommodates up to 82 contacts.

 [www.ittcannon.com/cat169](http://www.ittcannon.com/cat169)

## Cannon Prefix Index (products listed within this publication)

Prefix	Page	Chapter	Description
<b>1</b>			
1.0/2.3	35	RF Coaxial Connectors	Push/pull coupling, 50 ohm and 75 ohm
1.6/5.6	35	RF Coaxial Connectors	Screw coupling, 75 ohm
<b>2</b>			
2D	24	Microminiature	Centi Line, Double Density D
2DD	24	Microminiature	Centi Line, Environmental Double Density D
<b>A</b>			
APD	41	Transportation	DIN 72585
APE	41	Transportation	Environmentally Sealed
APV	41	Transportation	Vector Connector
<b>B</b>			
BFH	19	Hermetic	Circular; MIL-C-5015, Bulkhead Fitting Hermetic
BFR	4	Circular	MIL-DTL-5015, Bulkhead Fitting, Rubber insert
BKA	33	Rack & Panel	ARINC Series 600 Standard
BKAD	33	Rack & Panel	ARINC Series 600 Standard, Non-environmental, Rear release
BKAE	33	Rack & Panel	ARINC Series 600 Standard, Environmental, Rear release
BKAF	33	Rack & Panel	ARINC Series 600 Standard, Non-environmental, Front release or rear release
BNC	35	RF Coaxial Connectors	Bayonet Nut Connector
<b>C</b>			
CA-A	4	Circular	MIL-DTL-5015, (MS-A) Solid endbell (one piece)
CA-B	4	Circular	MIL-DTL-5015, (MS-B) Split endbell
CA-BAY	4	Circular	VG95234, Environment bayonet coupling
CA-COM	4	Circular	MIL-DTL-5015; Commercial circular, Threaded coupling
CA-E	7	Circular	MIL-DTL-5015, (MS-E) Environmental, Resilient insulator, Integral cable clamp
CA-ER	7	Circular	MIL-DTL-5015; (MS-ER) Environmental, Resilient insulator, Thread attachment ring, Nylon potting cup
CA-F	7	Circular	MIL-DTL-5015, (MS-F) Environmental, Resilient insulator, Integral cable clamp, O-ring
CA-K	7	Circular	MIL-DTL-5015, (MS-K) Firewall
CA-KE	5	Circular	MIL-DTL-5015, Firewall, Fireproof and moisture proof
CA-R	7	Circular	MIL-DTL-5015, (MS-R) Environmental, Resilient insulator, Short lightweight endbell, O-ring
CCM01	39	Smart Card	Full Size Friction, MKI, MKII, MKIII
CCM02	39	Smart Card	Full Size Landing, MKI, MKII
CCM03	39	Smart Card	SIM/SAM Holder, MKI, MKII, MKIII
CCM04	39	Smart Card	Block Contact, MKII, MKIII
CCM05	40	Smart Card	Flash Memory Card, MKI, MKII
CCM-J	40	Smart Card	Ejector and landing method
CDL	24	Microminiature	Centi Line, Centi-D Loc, High contact density, All plastic
CGE	5	Circular	VG96929, High current at low voltage
CGKX	5	Circular	VG96912, Metal shell, High contact density
CGL	5	Circular	VG96912
CGL-B	5	Circular	VG96912
CLC	41	Transportation	Clip Lock Circular
CTA	24	Microminiature	Centi Line, Strip Series, Centi-Loc
CV345*	8	Circular	MIL-C-5015, (MS345*) Rear release
CVA	7	Circular	MIL-C-83723, Series II (USAF), Threaded coupling, Intermateable with MIL-DTL-5015
<b>D</b>			
D*	10	D Subminiature	Eurostyle, CECC 75 301 802 (DIN 41652), 90° PCB, Low profile
D*	10	D Subminiature	Solder cup termination, tin shells, Cable mount
D*	10	D Subminiature	Solder termination, 90° PCB – European Footprint 10,2 or 9,4 mm

## Cannon Prefix Index (products listed within this publication)

Prefix	Page	Chapter	Description
<b>D (Continued)</b>			
D*	10	D Subminiature	Solder termination, Straight PCB – European PC Tails
D*	11	D Subminiature	Wire Wrap Post Termination, Straight PCB
D*A	11	D Subminiature	Combo D
D*A	11	D Subminiature	Crimp connectors without contacts, Cable mount
D*BMA	11	D Subminiature	Bulkhead
D*D	12	D Subminiature	Environmental D
D*H	19	Hermetic	D Subminiature; MIL-DTL-24308
D*JK	17	Filter	D Subminiature, Commercial
D*JT	17	Filter	D Subminiature, Commercial
DL	46	Zero Insertion Force	Plastic, Up to 260 contact cavities
DL4	46	Zero Insertion Force	Metal, Up to 2496 contact cavities
DLD	46	Zero Insertion Force	Drawer, Plastic, Up to 156 contact cavities
DLM	47	Zero Insertion Force	Metal, Up to 360 contact cavities
D*M	12	D Subminiature	Combo D
D*M	12	D Subminiature	Solder termination, 90° PCB – Standard Footprint .318 or .283 inch
D*M	12	D Subminiature	Solder termination, Straight PCB – Standard PC tails
D*M	13	D Subminiature	Space/High Reliability; MIL-DTL-24308
D*MA	13	D Subminiature	Space/High Reliability; MIL-DTL-24308
D*MM	13	D Subminiature	Military/High Reliability; MIL-DTL-24308
D*MAM	13	D Subminiature	Military/High Reliability; MIL-DTL-24308
D*NG	13	D Subminiature	Pressfit termination, Straight PCB
DPA	33	Rack & Panel	Miniature
DPAF	33	Rack & Panel	Miniature, DPA with four rivets with washers
DPAL	33	Rack & Panel	Miniature, DPA with large flange
DPAMA	33	Rack & Panel	Miniature, DPA with Little Caesar contact assembly
DPD	33	Rack & Panel	Non-environmental, Single gang
DPD2	33	Rack & Panel	Non-environmental, Two gang
DPDMA	33	Rack & Panel	Non-environmental, Single gang, Little Caesar contact assembly
DPD2MA	33	Rack & Panel	Non-environmental, Two gang, Little Caesar contact assembly
DPGM	33	Rack & Panel	Environmental, One-piece insulator, Ring-type retention
DPJM	33	Rack & Panel	Environmental, One-piece insulator, Ring-type retention
DPJMB	33	Rack & Panel	Environmental, Little Caesar contact assembly
DPK	34	Rack & Panel	MIL-C-83733 (USAF), High performance, Environment-resistant
DPX	34	Rack & Panel	ARINC Series 404 Standard
DPXA	34	Rack & Panel	ARINC Series 404 Standard, Single gang
DPXB	34	Rack & Panel	ARINC Series 404 Standard, Single gang with polarized ARINC B shell
DPX2	34	Rack & Panel	ARINC Series 404 Standard, Two gang
DPX2-A	34	Rack & Panel	ARINC Series 404 Standard, Two gang with ARINC A shell
DPX3	34	Rack & Panel	ARINC Series 404 Standard, Three gang
DPX4	34	Rack & Panel	ARINC Series 404 Standard, Four gang
DPXMA	34	Rack & Panel	ARINC Series 404 Standard, Single gang, Little Caesar contact assembly
DPX2MA	34	Rack & Panel	ARINC Series 404 Standard, Two gang, Little Caesar contact assembly
DPX3MA	34	Rack & Panel	ARINC Series 404 Standard, Three gang, Little Caesar contact assembly
DPX4MA	34	Rack & Panel	ARINC Series 404 Standard, Four gang, Little Caesar contact assembly
DPXME	34	Rack & Panel	ARINC Series 404 Standard, Single gang, Environmental with Little Caesar contact assembly
DPX2ME	34	Rack & Panel	ARINC Series 404 Standard, Two gang, Environmental with Little Caesar contact assembly
DPX3ME	34	Rack & Panel	ARINC Series 404 Standard, Three gang, Environmental with Little Caesar contact assembly
DPX4ME	34	Rack & Panel	ARINC Series 404 Standard, Four gang, Environmental with Little Caesar contact assembly
DPXNA	34	Rack & Panel	MIL-C-81659B, Type IV, Non-environmental, Single gang
DPX2NA	34	Rack & Panel	MIL-C-81659B, Type IV, Non-environmental, Two gang



## Cannon Prefix Index (products listed within this publication)

Prefix	Page	Chapter	Description
<b>D (Continued)</b>			
DPX3NA	34	Rack & Panel	MIL-C-81659B, Type IV, Non-environmental, Three gang
DPX4NA	34	Rack & Panel	MIL-C-81659B, Type IV, Non-environmental, Four gang
DPXNE	34	Rack & Panel	MIL-C-81659B, Types II and III, Environmental, Single gang
DPX2NE	34	Rack & Panel	MIL-C-81659B, Types II and III, Environmental, Two gang
DPX3NE	34	Rack & Panel	MIL-C-81659B, Types II and III, Environmental, Three gang
DPX4NE	34	Rack & Panel	MIL-C-81659B, Types II and III, Environmental, Four gang
D*SF	13	D Subminiature	Termination to ribbon cable
D*TBH	19	Hermetic	D Subminiature; MIL-DTL-24308; Thru-Bulkhead
D*U	14	D Subminiature	Low cost crimp-type
D*W	14	D Subminiature	Discrete Wire IDC
<b>F</b>			
FFC	32	Printed Circuit Board	Flexible Flat Cable
FPC	32	Printed Circuit Board	Flexible Printed Circuit
FOHC	16	Fiber Optic	Hybrid Contacts
FOMC	16	Fiber Optic	Multi-Channel Connectors
FPA	16	Fiber Optic	Fiber Optic Patchcord Assembly
FVF	6	Circular	MIL-DTL-5015, Firewall, Environmental front release, Silicone elastomers
FRA	6	Circular	MIL-DTL-5015, Firewall, Environmental front release aluminum, Fluorsilicone elastomers
<b>G</b>			
GS	19	Hermetic	Circular; MIL-C-5015, Glass Sealed
<b>K</b>			
KJ	6	Circular	MIL-DTL-38999, Series II, Miniature, Low profile
KJA	6	Circular	MIL-DTL-38999, Series III, Miniature, Scoop proof, threaded coupling
KJAY	19	Hermetic	Circular; MIL-DTL-38999, Series III, Miniature
KJL	6	Circular	MIL-DTL-38999, Series I, Miniature, Scoop proof
KJLY	19	Hermetic	Circular; MIL-DTL-38999, Series I, Miniature
KJY	19	Hermetic	Circular; MIL-DTL-38999, Series II, Miniature
KPT	6	Circular	MIL-C-26482, Series I / VG95328, Miniature, Environment resistant
KPSE	6	Circular	MIL-C-26482, Series I / VG95328, Miniature, Environment resistant
KPTA	5	Circular	VG9619/VG95328
KPTB	6	Circular	MIL-C-26482, Series I / VG95328, Miniature, Thru-bulkhead
KPTC	6	Circular	Miniature
KPTC-NG	6	Circular	Miniature, Next Generation
KPTH	20	Hermetic	Circular; MIL-C-26482, Series I, Miniature
<b>M</b>			
MD	22	Microminiature	MIL-DTL-83513; Micro Line, Plastic shell, Clip mounting, Diallyl Phthalate insulator
MDB	22	Microminiature	MIL-DTL-83513; Micro Line, Plastic shell, Screw mounting, Diallyl Phthalate insulator
MDB C/P	23	Microminiature	MIL-DTL-83513; Micro Line, Plastic shell, Coaxial/Power
MDB-PCB	23	Microminiature	MIL-DTL-83513; Micro Line, Plastic shell, Printed Circuit Board
MDM	22	Microminiature	MIL-DTL-83513; Micro Line, Metal shell, Diallyl Phthalate insulator
MDM C/P	22	Microminiature	MIL-DTL-83513; Micro Line, Metal shell, Coaxial/Power
MDMH	20	Hermetic	Microminiature; MIL-PRF-83513; Micro Line, Metal shell
MDM-PCB	22	Microminiature	MIL-DTL-83513, Micro Line, Metal shell, Printed Circuit Board
MDMV	22	Microminiature	MIL-DTL-83513; Micro Line, Metal shell, Polyester insulator
MDSM	26	Microminiature	D Subminiature, Micro Line
MDV	22	Microminiature	MIL-DTL-83513; Micro Line, Plastic shell, Clip mounting, Polyester insulator
MDVB	22	Microminiature	MIL-DTL-83513; Micro Line, Plastic shell, Screw mounting, Polyester insulator
MEB	23	Microminiature	Edgeboard; Micro Line

## Cannon Prefix Index (products listed within this publication)

Prefix	Page	Chapter	Description
<b>M (Continued)</b>			
MEBL	23	Microminiature	Edgeboard; Micro Line, Low Insertion Force (LIF) contacts (pin side only)
MIKM	26	Microminiature	Circular; MIL-DTL-83513; Micro Line, Metal shell, Threaded coupling
MIKQ	26	Microminiature	Circular; MIL-DTL-83513; Micro Line, Metal shell, Push/pull coupling
MJS	25	Microminiature	MIL-DTL-83513; Micro Line, Micro Center Jackscrew Series
MMCX	36	RF Coaxial Connector	
MR	7	Circular	MIL-DTL-5015, Waterproof, Resilient insulator
MS345*	8	Circular	MIL-DTL-5015, (CV345*) Rear release
MS-A	4	Circular	MIL-DTL-5015, (CA-A) Solid endbell, one piece
MS-B	4	Circular	MIL-DTL-5015, (CA-B) Split endbell
MS-E	7	Circular	MIL-DTL-5015, (CA-E) Environmental, Resilient insulator, Integral cable clamp
MS-ER	7	Circular	MIL-DTL-5015, (CA-ER) Environmental, Resilient insulator, Thread attachment ring, Nylon potting cup
MS-F	7	Circular	MIL-DTL-5015, (CA-F) Environmental, Resilient insulator, Integral cable clamp and O-ring
MS-K	7	Circular	MIL-DTL-5015, (CA-K) Firewall
MS-R	7	Circular	MIL-DTL-5015, (CA-R) Environmental, Resilient insulator, Short lightweight endbell, O-ring
MSMC	26	Microminiature	Printed Circuit, 1,27 mm Connector System
MT	23	Microminiature	Micro Line, Strip Series
MTB	23	Microminiature	Micro Line, Strip Series, Glass-filled Diallyl Phthalate
MTV	23	Microminiature	Micro Line, Strip Series, Glass-filled Polyester
<b>N</b>			
NDM	25	Microminiature	Nano Line, Metal shell
NJS	25	Microminiature	Nano Line, Nano Center Jackscrew rectangular
NT	25	Microminiature	Nano Line, Strip Series
NTP	25	Microminiature	Nano Line, Strip Series, Single Nano Strip
NTDP	25	Microminiature	Nano Line, Strip Series, Dual Nano Strip
<b>P</b>			
PFPC	32	Printed Circuit Board	Flexible Printed Circuit
PHD	16	Fiber Optic	Photonic High Density
PSP	17	Filter	Phoenix Surge Protector; – ARINC Series 600 Standard – MIL-C-24308 – MIL-C-38999, Series I, II, III, IV – MIL-C-81659 (ARINC Series 404 Standard)
PV	8	Circular	MIL-C-26482, Series 2; Environmental, intermateable with MIL-C-26482, Bayonet coupling
PV-TBF	8	Circular	MIL-C-26482, Series 2; Environmental, Thru-bulkhead
PVS	8	Circular	MIL-C-26482, Series 2; Dummy stowage receptacles
PVAH	20	Hermetic	Circular; MIL-C-26482, Series II, Miniature
<b>Q</b>			
QT-BNC	36	RF Coaxial Connectors	Quick Termination, Lower installation cost
<b>R</b>			
RDL	47	Zero Insertion Force	Circular (round), Up to 82 contact cavities
<b>S</b>			
SGA	34	Rack & Panel	ARINC Series 600 Standard, Single gang
SGA*D	34	Rack & Panel	ARINC Series 600 Standard, Non-environmental, Single gang, Rear release
SGA*E	34	Rack & Panel	ARINC Series 600 Standard, Environmental, Single gang, Rear release
SGA*F	34	Rack & Panel	ARINC Series 600 Standard, Non-environmental, Single gang, Front release
SLC	42	Transportation	Snap Clip-Lock Circular Environmental Series
SLC-T	42	Transportation	Snap Clip-Lock Circular Environmental Series
SLE	42	Transportation	Snap Lock Environmental Series

## Cannon Prefix Index (products listed within this publication)

Prefix	Page	Chapter	Description
<b>S (Continued)</b>			
SMA	37	RF Coaxial Connectors	Commercial, Economic, Brass bodied
SMA	37	RF Coaxial Connectors	Precision, Rugged environments
SMA	37	RF Coaxial Connectors	Snap-On Plug
SMB	37	RF Coaxial Connectors	Miniature, Snap-on coupling to 4 GHz
SMC	37	RF Coaxial Connectors	Miniature threaded coupling to 12.4 GHz
SMZ	38	RF Coaxial Connectors	Type 43 (75 ohm Conhex), 75 ohm snap-on
SSIS	38	RF Coaxial Connectors	Miniature, Blind-mate slide-on
SSMB	38	RF Coaxial Connectors	Microminiature, Snap-on coupling to 4 GHz
SSMC	38	RF Coaxial Connectors	Microminiature, Threaded coupling to 12.4 GHz
<b>T</b>			
TBF	4	Circular	MIL-DTL-5015, Thru-bulkhead fitting
TBFH	19	Hermetic	Circular; MIL-C-5015, Thru-bulkhead fitting
TBKA	17	Filter	Rack & Panel; ARINC Series 600 Standard
TBKAD	17	Filter	Rack & Panel; ARINC Series 600 Standard, Transverse monolith, Non-environmental, Rear release
TBKAE	17	Filter	Rack & Panel; ARINC Series 600 Standard, Transverse monolith, Environmental, Rear release
TD1*	17	Filter	D Subminiature; MIL-C-24308, Transverse monolith, miniature, rectangular
TDPX	18	Filter	Rack & Panel; ARINC Series 404 Standard, MIL-C-81659, Transverse monolith, Single gang DPX
TDPX2	18	Filter	Rack & Panel; ARINC Series 404 Standard, MIL-C-81659, Transverse monolith, Two gang DPX
TDPX3	18	Filter	Rack & Panel; ARINC Series 404 Standard, MIL-C-81659, Transverse monolith, Three gang DPX
TDPX4	18	Filter	Rack & Panel; ARINC Series 404 Standard, MIL-C-81659, Transverse monolith, Four gang DPX
TKJ	18	Filter	Circular; MIL-C-38999, Series II, Miniature
TKJA	18	Filter	Circular; MIL-C-38999, Series III, Miniature
TKJB	18	Filter	Circular; MIL-C-38999, Series IV, Miniature
TKJL	18	Filter	Circular; MIL-C-38999, Series I, Miniature
TM	43	Trident	Multiway, Rack & Panel
TN	43	Trident	Neptune, Circular
TMDM	18	Filter	Microminiature, D Subminiature; MIL-PRF-83513, Transverse monolith
TNM	44	Trident	Neptune Metal, Circular
TPV	18	Filter	Circular; MIL-C-26482, Series 2 and MIL-C-83723, Series 1, Miniature
TR	43	Trident	Ringlock, Circular
TST	43, 44	Trident	Snap Together, Rectangular or Slimline
<b>U</b>			
USB	45	Universal Serial Bus	Connectors and Cable Plug Assemblies
<b>X</b>			
XLB2	1	Audio	Metal shell, Cost reduced version of XLR
XLB-PC	1	Audio	Plastic shell, PCB mount, Low cost, Intermateable with XLB2, XLR
XLM-PC	1	Audio	Metal shell, PCB mount, Intermateable with XLB2, XLR
XLR	1	Audio	Metal shell, Resilient insulator, Intermateable with XLB2, XLB-PC, XLM-PC
<b>Z</b>			
ZD*	14	D Subminiature	Solder cup termination, Tin shells, Cable mount
ZD*	14	D Subminiature	Solder termination, 90° PCB – European Footprint 10,2 mm
ZD*	15	D Subminiature	Solder termination, Straight PCB
ZD*A	15	D Subminiature	High Density
ZED*	15	D Subminiature	Solder termination 90° PCB – Standard Footprint .318 inch
<b>W</b>			
WFB	6	Circular	MIL-DTL-5015, Firewall

## Alternate/Obsolete Products

This is a list of many obsolete connector products. Alternates are listed, when available. This list is not comprehensive, but highlights many products previously sold.



For additional product information, please visit us on the web at [www.ittcannon.com](http://www.ittcannon.com).

Product Group	Product Name/Service	Description	Alternate Product	Page
Audio	XLA	Reduced cost version of the XLR	XLR	1
Audio	XLG	Top-end audio connector	XLR	1
D Subminiature	AD*	Part number change only	ZD*	14-15
D Subminiature	D*1148/D* (SMT)	SMT – Surface Mount D, no replacement, only thru holes available	ZED*	15
D Subminiature	D*C	Burgun D with snap-in, rear release machined or stamped crimp contacts	D*U	14
D Subminiature	D*NE	Pressfit termination, 90° PCB	—	—
D Subminiature	D*P	90° connectors for I/O applications, UL 94V-0 rated	D*U	14
D Subminiature	D*P1	Machined pressfit replaced by stamped pressfit	D*NG	13
D Subminiature	D*PF	Straight and 90° degree PCB applications, UL 94V-0 rated	D*	10
D Subminiature	D*TC	Part number change only	D*	10
Filter	D*J	Rectangular Filter	TD1*	17
Filter	DPXJ	Filter Rack & Panel, ARINC 404	TDPX	18
Filter	KJJ	Miniature Circular Filter	TKJ	18
Filter	TD*J	Rectangular Filter	TD1*	17
Filter	PVJ	Filter Miniature Circular, MIL-C-26482/MIL-C-83723, Series 1	TPV	18
Microminiature	MIKQP	Microminiature circular plastic, guide release (push/pull)	—	—
PCMCIA I/O Card Kit	StarCard Classic*	PCMCIA I/O Card Kit	—	—
PC Card	StarCard Nova*	PCMCIA I/O Card Kit	—	—
PC Card	G08/G80	Board-to-flat ribbon cable 2,54 mm	—	—
Rack & Panel	DPG		DPGM	33
Rack & Panel	DPJ		DPJM	33
RF Coaxial Connectors	CMM	Self-aligning microminiature blind-mate connectors with non-butting interface	SSIS	38
RF Coaxial Connectors	MCX	Microminiature snap-on	—	—
RF Coaxial Connectors	SIS	Blind-mate slide-on	SSIS	38

## Available Products Not Listed Within This Publication

Product Group	Product Name/Series	Description
Circular	CGM	—
Circular	FVA	Grommet compression ferrules, silicone elastomers, aluminum hardware with clear chromate finish
Circular	FVF	Grommet compression ferrules, silicone elastomers, steel hardware with clear chromate finish
Circular	KFS	Miniature circular series; MIL-C-28840
D Subminiature	GD	Environmental Grommet D
Microminiature	G88	Board-to-flat ribbon cable connector with pitch 1,27 mm
Microminiature	NJSC	Nano Line, Nano Center Jackscrew Circular
Mobile	Pogo Pins	—
Mobile	Board-to-Board	—
Printed Circuit Board	DIN 41612	CDR7 Connectors
Printed Circuit Board	E2X	Cable Terminated Connectors
Rack & Panel	BGG	—
Rack & Panel	BKW	—
RF Coaxial Connectors	DIN 41612 inserts	RF coaxial inserts both cable variants and PCB
RF Coaxial Connectors	K Series	—
RF Coaxial Connectors	MPC-Coax	Miniature 50 ohm
RF Coaxial Connectors	SMP	Reliability in low VSWR interconnections up to and beyond 18 GHz.
RF Coaxial Connectors	SMS (BMB)	Blind Mate connector capable of working to 18 GHz. Not compatible with BMA.



Please contact your local Cannon representative: [www.ittcannon.com/support/ContactUs](http://www.ittcannon.com/support/ContactUs)

◆ Trademark of ITT Industries, Inc.

## Product Safety Information

**THIS NOTE MUST BE READ IN CONJUNCTION WITH THE PRODUCT DATA SHEET/CATALOG. FAILURE TO OBSERVE THE ADVICE IN THIS INFORMATION SHEET AND THE OPERATING CONDITIONS SPECIFIED IN THE PRODUCT DATA SHEET/CATALOG COULD RESULT IN HAZARDOUS SITUATIONS.**

### 1 MATERIAL CONTENT AND PHYSICAL FORM

Electrical connectors do not usually contain hazardous materials. They contain conducting and non-conducting materials and can be divided into two groups.

- a) Printed circuit types and low cost audio types which employ all plastic insulators and casings.
- b) Rugged, fire barrier and high reliability types with metal casings and either natural rubber, synthetic rubber, plastic or glass insulating materials.

Contact materials vary with type of connector and also application and are usually manufactured from either: Copper, copper alloys, nickel, alumel, chromel or steel. In special applications, other alloys may be specified.

### 2 FIRE CHARACTERISTICS AND ELECTRIC SHOCK HAZARD

**There is no fire hazard when the connector is correctly wired and used within the specified parameters. Incorrect wiring or assembly of the connector or careless use of metal tools or conductive fluids, or transit damage to any of the component parts may cause electric shock or burns. Live circuits must not be broken by separating mated connectors as this may cause arcing, ionization and burning.**

Heat dissipation is greater at maximum resistance in a circuit. Hot spots may occur when resistance is raised locally by damage, e.g. cracked or deformed contacts, broken strands of wire. Local overheating may also result from the use of the incorrect application tools or from poor quality soldering or slack screw terminals. Overheating may occur if the ratings in the product Data Sheet/Catalog are exceeded and can cause breakdown of insulation and hence electric shock.

If heating is allowed to continue it intensifies by further increasing the local resistance through loss of temper of spring contacts, formation of oxide film on contacts and wires, and leakage currents through carbonization of insulation and tracking paths. Fire can then result in the presence of combustible materials and this may release noxious fumes. Overheating may not be visually apparent. Burns may result from touching overheated components.

### 3 HANDLING

Care must be taken to avoid damage to any component parts of electrical connectors during installation and use. Although there are normally no sharp edges, care must be taken when handling certain components to avoid injury to fingers.

Electrical connectors may be damaged in transit to the customers, and damage may result in creation of hazards. Products should therefore be examined prior to installation/use and rejected if found to be damaged.

### 4 DISPOSAL

Incineration of certain materials may release noxious or even toxic fumes.

### 5 APPLICATION

Connectors with exposed contacts should not be selected for use on the current supply side of an electrical circuit, because an electric shock could result from touching exposed contacts on an unmated connector. Voltages in excess of 30 V ac or 42.5 V dc are potentially hazardous and care should be taken to ensure that such voltages cannot be transmitted in any way to exposed metal parts of the connector body. The connector and wiring should be checked, before making live, to have no damage to metal parts or insulators, no solder blobs, loose strands, conducting lubricants, swarf, or any other undesired conducting particles. Insulation resistance should be checked to make certain that no low resistance joints or spurious conducting path are existing between contacts and exposed metal parts of the connector body. Further the contact resistance of the connectors should be measured within the electrical circuit in order to identify high resistances which result in excessive connector heating.

Always use the correct application tools as specified in the Data Sheet/Catalog.

Do not permit untrained personnel to wire, assemble or tamper with connectors.

For operation voltage please see appropriate national regulations.

### IMPORTANT GENERAL INFORMATION

#### (i) Air and creepage paths/Operating voltage

The admissible operating voltages depend on the individual applications and the valid national and other applicable safety regulations.

For this reason the air and creepage path data are only reference values. Observe reduction of air and creepage paths due to PC board and/or harnessing.

#### (ii) Temperature

All information given are temperature limits. The operation temperature depends on the individual application.

#### (iii) Other important information

Cannon continuously endeavors to improve their products. Therefore, Cannon products may deviate from the description, technical data and shape as shown in this catalog and data sheets.

#### (iv) Harnessing and Assembly Instructions

If applicable, our special harnessing and/or assembly instruction has to be adhered to. This is provided by request.

ITT Cannon, a Division of ITT Industries, Inc. manufactures the highest quality products available in the marketplace; however these products are intended to be used in accordance with the specifications in this publication. Any use or application that deviates from the stated operating specifications is not recommended and may be unsafe. No information and data contained in this publication shall be construed to create any liability on the part of Cannon. Any new issue of this publication shall automatically invalidate and supersede any and all previous issues. **A limited warranty applies to Cannon products. Except for obligations assumed by Cannon under this warranty, Cannon shall not be liable for any loss, damage, cost of repairs, incidental or consequential damages of any kind, whether or not based on express or implied warranty, contract, negligence or strict liability arising in connection with the design, manufacture, sale, use or repair of the products.** Product availability, prices and delivery dates are exclusively subject to our respective order confirmation form; the same applies to orders based on development samples delivered. This publication is not to be construed as an offer. It is intended merely as an invitation to make an offer. By this publication, Cannon does not assume responsibility or any liability for any patent infringements or other rights of third parties which may result from its use. Reprinting this publication is generally permitted, indicating the source. However, Cannon's prior consent must be obtained in all cases.

---

Notes:

---

# ITT Industries, Cannon ...

*providing a comprehensive offering of connectivity solutions.*

In addition to our comprehensive offering of connector products, we provide a complete line of electronic components and solutions.

## SWITCH PRODUCTS

- Top/side actuated tact
- Low profile SMT
- Navigation/scrolling switches
- Long life key switches
- Toggle, rocker, pushbutton, DIP, slide, snap, switchlock, rotary, thumbwheel



## SMART CARD INTERCONNECTS



- SIM, full card, media and memory card configurations
- Performance metal plating and inlays
- Pick-and-place and IP65 compatible
- "Spoon" shaped landing or friction contacts enhance interconnect performance and minimize damage from debris, mis-inserts and vandalism.

## KEYPADS / PRECISION POLYMERS

- Rubber and In Mold Decoration (IMD) products
- Wide range of cosmetic options
- Integration of decorated and metalized plastic keytops
- Multiple PILL and contact options
- Precision molded polymeric solutions



## DOMES ARRAYS / EL LAMPS



- Metal or poly dome switch arrays
- Modular assembly options include: ESD shielding, keypads, EL backlighting, rigid or flexible circuits
- Complete design, engineering and test capabilities
- Low, mid and high volume production capabilities

## INTERFACE CONTROLS

- From multi-function grips to sophisticated control systems, hall effect products and front panel assemblies
- Electronics and software engineering development
- Worldwide design and manufacturing
- High-mix production capabilities
- Global sourcing and supply chain management



Cannon

 **ITT Industries**  
Engineered for life

## Connector Product Locations

### AUSTRIA

Heinrich von Buol Gasse 10  
Wien, 1210  
phone: 43.0.1259.47.71  
fax: 43.0.1259.47.72

### BELGIUM

Residence Leopold  
Genevestreet 10  
Brussels, 1140  
phone: 32.0.2.7267594  
fax: 32.0.2.7269201

### CHINA

Tuopandun Industrial Area  
Jinda Cheng, Xiner Village, Shajing Town  
Baoan District, Shenzhen  
China 518125  
phone: 86.755.2726.7888  
fax: 86.755.2726.7001

### DENMARK

Kirkebjergalle 84  
Broendby, 2605  
phone: 45.43.45.52.88  
fax: 45.43.43.58.58

### GERMANY

Postfach 1120 Cannonstrasse 1  
Weinstadt, 71365  
phone: 49.7151.699.0  
fax: 49.7151.699.217

### HONG KONG

Unit 901 & 912, West Tower  
Shun Tak Center  
168-200 Connaught Road  
Central  
phone: 852.2732.2720  
fax: 852.2732.2919

### ITALY

Via Panzeri 10  
Milano, 20123  
phone: 39.2.58180.1  
fax: 39.2.8372036

### JAPAN

11-3, 5-Chome, Hibarigaoka  
Zama-shi, 228-0003  
phone: 81.462.57.2010  
fax: 81.462.57.1680

### KOREA

620, Changkang Bldg.  
#22, Dohwa-dong, Mapo-ku  
Seoul  
phone: 82.2.702.7111  
fax: 82.2.717.7330

### NETHERLANDS

phone: 31.35.691.6855  
fax: 31.35.691.8796

### SINGAPORE

100 Eunos Ave 7  
Singapore 409572  
phone: 65.6741.6821  
fax: 65.6848.4642

### SPAIN

Edificio Italia 1 a Planta  
Parque Empresarial San Fernando  
San Fernando de Henares, 28831  
phone: 34.91.656.03.11  
fax: 34.91.656.15.83

### SWITZERLAND

Herzogenmuehle 18  
Wallisellen, 8304  
toll free: 41.0.1.830.3888  
phone: 41.0.1.830.3613  
fax: 41.0.1.830.3104

### TAIWAN

102, Chin Jin Road  
Shi Jer City, 221  
Taipei Shien  
phone: 886.2.2691.2525  
fax: 886.2.2691.1389

### UK

Jays Close, Viabes Estate  
Basingstoke, RG22 4BA  
phone: 44.1256.311200  
fax: 44.1256.323356

### USA

666 E. Dyer Road  
Santa Ana, California 92705-5612  
toll free: 1.800.854.3028  
phone: 1.714.557.4700  
fax: 1.714.628.2142

### SMART CARD CONNECTOR SUPPORT

Americas: 1.800.635.5936  
France: 33.1.60.25.51.51  
Germany: 49.30.43.9990  
Hong Kong: 852.2732.2720  
UK: 44.1256.311850

